

GTS Series

GASTON GTS Series batteries utilizes thick grids of modern technology are adopted so as to guarantee the design life up to 15 years. Advanced micro porous absorbed glass matt separator - minimizes diffusion of oxygen into the separator, reducing float charge current which suppressed the corrosion rate of the positive grid and extends the life of the battery.

Application

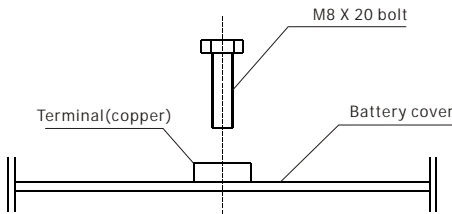
- Cable Television
- Communication Equipment
- Security System
- UPS
- Control Equipment
- Medical Equipment
- Emergency Power System

General Features

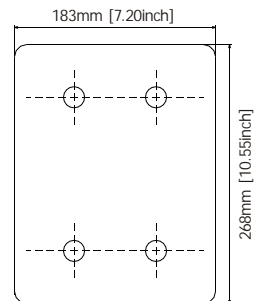


- Extra long life service design (up to 15 years).
- Non-Spillable construction design.
- ABS containers and covers(UL94HB, UL94V-0) optional.
- Safety valve installation for explosion proof.
- Higher safety & reliable construction.
- Exceptional deep discharge recovery performance.
- Low self discharge characteristic.
- Flexibility design for multiple install positions.

Construction

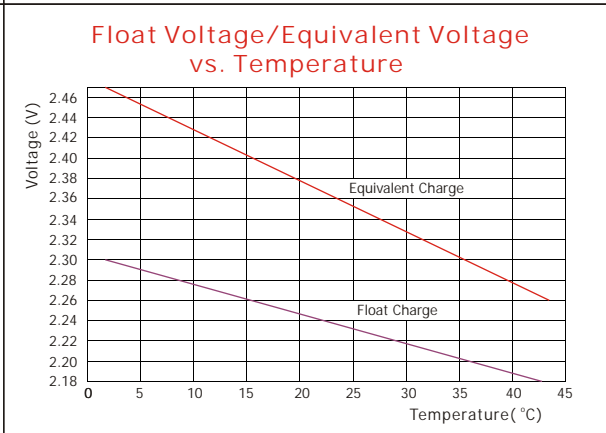
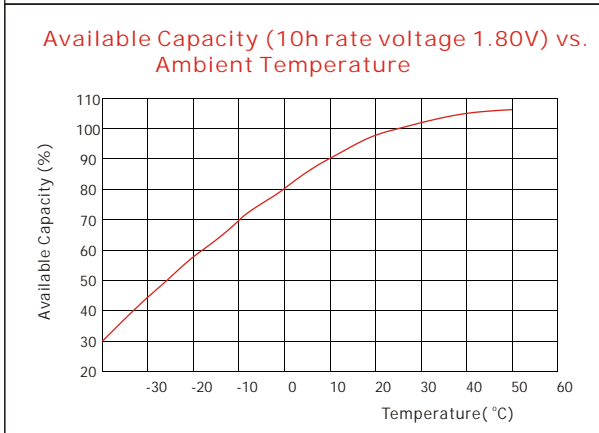
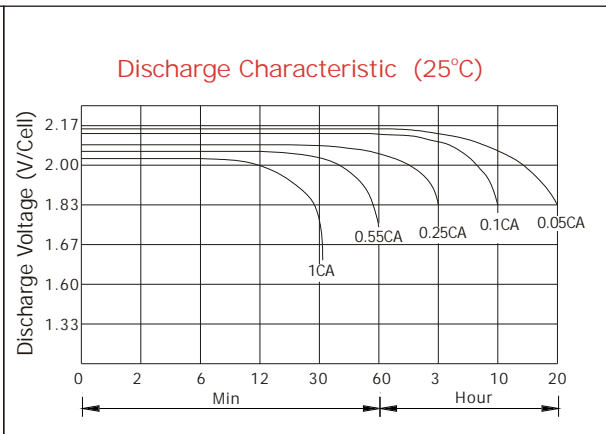
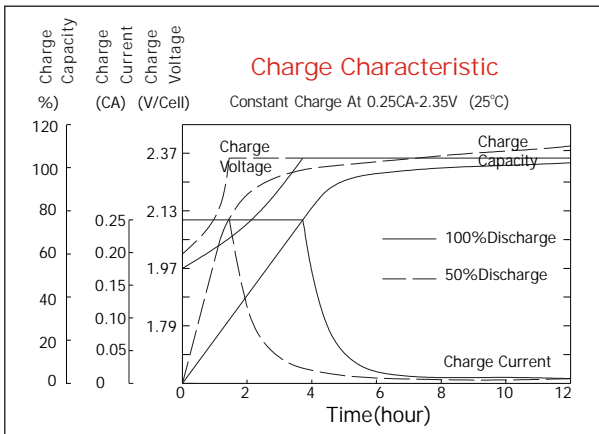
- ComponentRaw material
- PositiveLead dioxide
- NegativeLead
- ContainerABS
- CoverABS
- SealantEpoxy Resin
- Safety valveEPDR
- TerminalCopper
- SeparatorFiber glass
- ElectrolyteSulfuric acid



Terminal Dimensions



Battery Model	GTS-600			
Designed Floating Life	15 Years			
Capacity(25°C)	10HR(60A,1.80V)	3HR(150A,1.80V)	1HR(330A,1.75V)	
	600AH	450AH	330AH	
Dimensions	Length	Width	Height	Total Height
	268mm [10.55inch]	183 mm [7.20inch]	359mm [14.13inch]	371mm [14.61inch]
Approx. Weight	42.5Kg (93.7 lbs)			
Internal Resistance	Full charged at 25°C: 0.00028 Ohm			
Self Discharge	Storing for 90d capacity retention is over 94% (25°C)			
Capacity Affected by Temp.(20HR)	40°C	25°C	0°C	-15°C
	102%	100%	85%	65%
Charge Voltage(25°C)	Cycle use		Float use	
	2.35V-2.40V@25°C(-5mV/°C), max. Current: 150A		2.23V @ 25°C (-3mV/°C)	



Constant current discharge ratings-amperes at 25°C (A)

F. V/Time	5MIN	15MIN	30MIN	1HOUR	2HOUR	3HOUR	5HOUR	8HOUR	10HOUR	24HOUR
1.60V	1010	846	626	396	233	171	116	79.9	66.4	29.9
1.65V	933	789	600	376	228	167	113	78.8	65.6	29.8
1.70V	872	739	552	359	220	162	112	77.4	64.7	29.6
1.75V	831	700	513	342	212	157	109	76.4	63.7	29.3
1.80V	799	660	480	320	203	152	107	75.0	62.3	28.8
1.83V	744	620	457	300	194	147	104	73.7	61.0	28.2
1.85V	708	585	428	289	183	145	103	72.8	60.6	27.8
1.88V	658	534	402	277	179	142	102	72.0	60.1	27.6
1.90V	609	495	367	257	172	136	99.2	70.1	58.6	27.2
1.94V	547	441	325	228	155	125	91.9	65.5	55.2	26.4

Constant power discharge ratings-watts at 25°C (W/Cell)

F. V/Time	5MIN	15MIN	30MIN	1HOUR	2HOUR	3HOUR	5HOUR	8HOUR	10HOUR	24HOUR
1.60V	1717	1438	1145	816	527	390	258	172	140	63.0
1.65V	1633	1380	1083	754	483	366	249	166	137	62.2
1.70V	1570	1331	1056	718	469	353	243	162	133	60.8
1.75V	1521	1281	1020	690	452	340	237	156	131	60.3
1.80V	1479	1221	984	674	444	328	230	152	129	59.6
1.83V	1398	1165	928	650	426	320	226	149	127	58.7
1.85V	1345	1112	875	613	408	311	220	147	124	56.9
1.88V	1270	1030	814	576	379	300	212	143	121	55.6
1.90V	1187	965	738	528	354	288	205	138	115	53.4
1.94V	1073	864	661	468	327	268	194	132	110	52.6