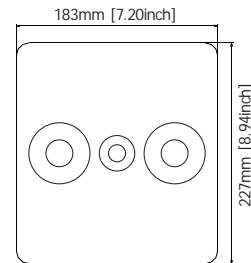




Terminal Dimensions



GTS Series

GASTON GTS Series batteries utilizes thick grids of modern technology are adopted so as to guarantee the design life up to 15 years. Advanced micro porous absorbed glass matt separator - minimizes diffusion of oxygen into the separator, reducing float charge current which suppressed the corrosion rate of the positive grid and extends the life of the battery.

Application

- Cable Television
- Control Equipment
- Communication Equipment
- Medical Equipment
- Security System
- Emergency Power System
- UPS

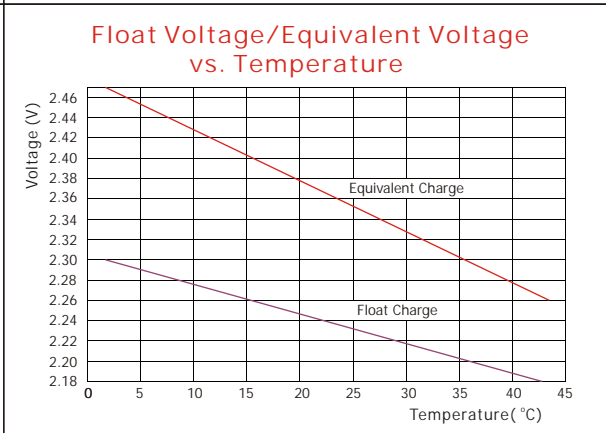
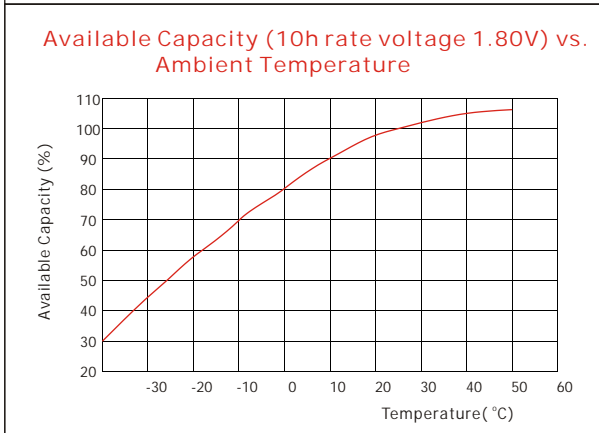
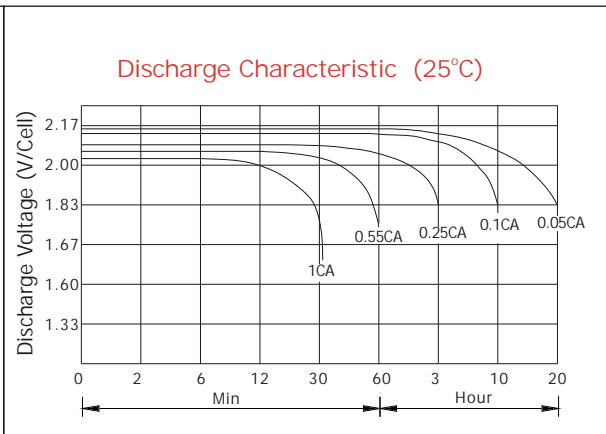
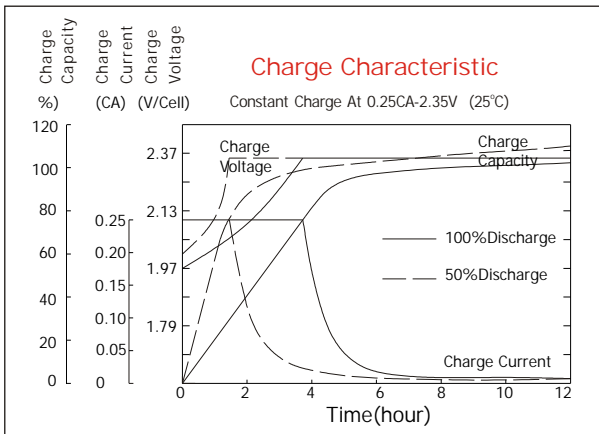
General Features

- Extra long life service design (up to 15 years).
- Non-Spillable construction design.
- ABS containers and covers(UL94HB, UL94V-0) optional.
- Safety valve installation for explosion proof.
- Higher safety & reliable construction.
- Exceptional deep discharge recovery performance.
- Low self discharge characteristic.
- Flexibility design for multiple install positions.

Construction

- ComponentRaw material
- SealantEpoxy Resin
- PositiveLead dioxide
- Safety valveEPDR
- NegativeLead
- TerminalCopper
- ContainerABS
- SeparatorFiber glass
- CoverABS
- ElectrolyteSulfuric acid

Battery Model	GTS-500			
Designed Floating Life	15 Years			
Capacity(25°C)	10HR(50A,1.80V)	3HR(125A,1.80V)	1HR(275A,1.75V)	
	500AH	375AH	275AH	
Dimensions	Length	Width	Height	Total Height
	227mm [8.94inch]	183 mm [7.20inch]	359mm [14.13inch]	371mm [14.61inch]
Approx. Weight	35.0Kg (77.2 lbs)			
Internal Resistance	Full charged at 25°C: 0.00033 Ohm			
Self Discharge	Storing for 90d capacity retention is over 94% (25°C)			
Capacity Affected by Temp.(20HR)	40°C	25°C	0°C	-15°C
	102%	100%	85%	65%
Charge Voltage(25°C)	Cycle use		Float use	
	2.35V-2.40V@25°C(-5mV/°C), max. Current: 125A		2.23V @ 25°C (-3mV/°C)	



Constant current discharge ratings-amperes at 25°C (A)

F. V/Time	5MIN	15MIN	30MIN	1HOUR	2HOUR	3HOUR	5HOUR	8HOUR	20HOUR	24HOUR
1.60V	842	705	522	330	195	143	96.8	66.6	55.3	24.9
1.65V	778	657	500	313	190	139	94.4	65.7	54.7	24.8
1.70V	727	616	460	299	183	135	93.6	64.5	53.9	24.7
1.75V	693	583	428	285	177	131	91.0	63.7	53.1	24.4
1.80V	666	550	400	267	169	127	88.9	62.5	51.9	24.0
1.83V	620	516	381	250	161	123	86.8	61.4	50.8	23.5
1.85V	590	488	357	241	153	121	85.9	60.7	50.5	23.2
1.88V	548	445	335	231	149	118	85.0	60.0	50.1	23.0
1.90V	507	412	306	214	143	113	82.7	58.4	48.8	22.7
1.94V	456	367	271	190	129	104	76.6	54.6	46.0	22.0

Constant power discharge ratings-watts at 25°C (W/Cell)

F. V/Time	5MIN	15MIN	30MIN	1HOUR	2HOUR	3HOUR	5HOUR	8HOUR	10HOUR	24HOUR
1.60V	1431	1198	954	680	439	325	215	143	117	52.7
1.65V	1361	1150	903	628	403	305	207	138	114	51.7
1.70V	1308	1109	880	598	391	294	203	135	111	50.9
1.75V	1268	1068	850	575	377	283	198	130	109	50.1
1.80V	1233	1018	820	562	370	273	192	127	108	49.9
1.83V	1165	971	773	542	355	267	188	124	105	48.6
1.85V	1121	927	729	511	340	259	183	123	103	47.3
1.88V	1058	858	678	480	316	250	177	119	101	46.4
1.90V	989	804	615	440	295	240	171	115	95.8	44.6
1.94V	894	720	551	390	273	223	162	110	91.7	43.9