

GTS Series

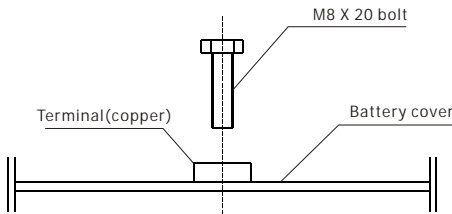
GASTON GTS Series batteries utilizes thick grids of modern technology are adopted so as to guarantee the design life up to 15 years. Advanced micro porous absorbed glass matt separator - minimizes diffusion of oxygen into the separator, reducing float charge current which suppressed the corrosion rate of the positive grid and extends the life of the battery.

Application

- Cable Television
- Communication Equipment
- Security System
- UPS
- Control Equipment
- Medical Equipment
- Emergency Power System

General Features

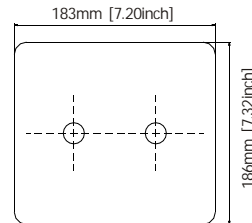


- Extra long life service design (up to 15 years).
- Non-Spillable construction design.
- ABS containers and covers(UL94HB, UL94V-0) optional.
- Safety valve installation for explosion proof.
- Higher safety & reliable construction.
- Exceptional deep discharge recovery performance.
- Low self discharge characteristic.
- Flexibility design for multiple install positions.



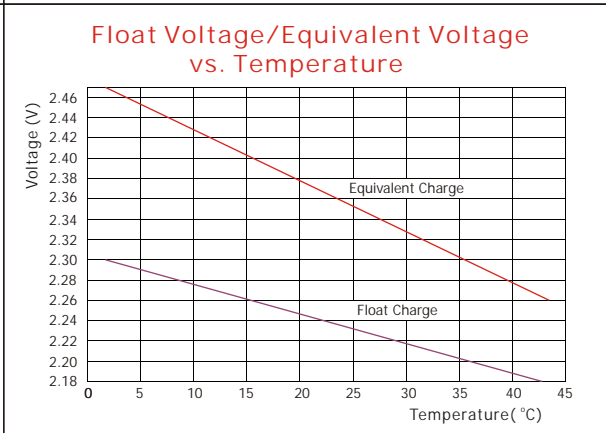
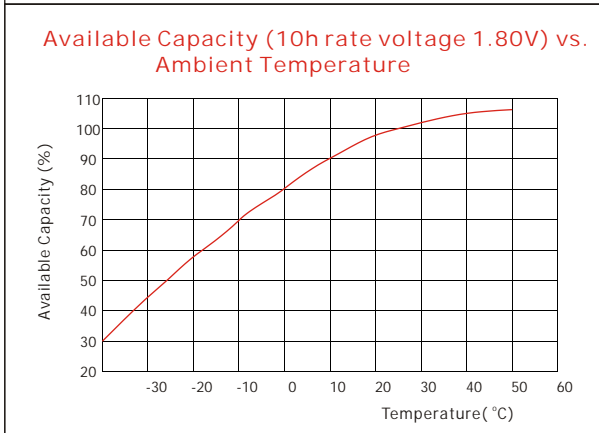
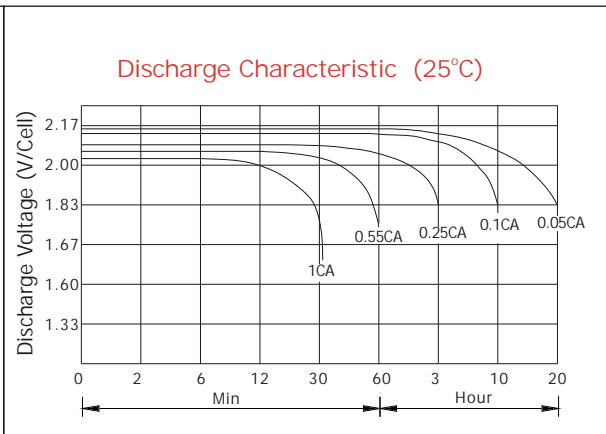
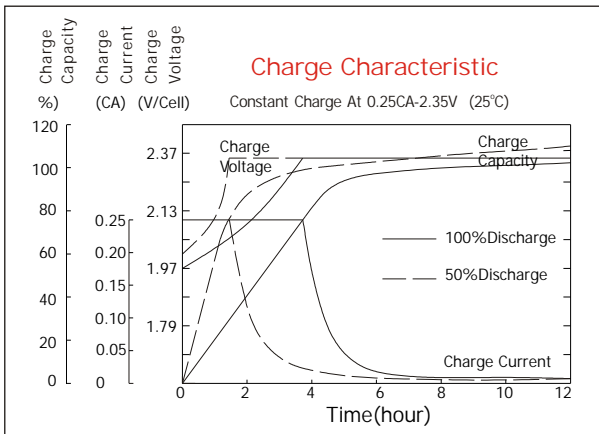
Terminal Dimensions

Construction

- ComponentRaw material
- PositiveLead dioxide
- NegativeLead
- ContainerABS
- CoverABS
- SealantEpoxy Resin
- Safety valveEPDR
- TerminalCopper
- SeparatorFiber glass
- ElectrolyteSulfuric acid



Battery Model	GTS-400			
Designed Floating Life	15 Years			
Capacity(25°C)	10HR(40A,1.80V)	3HR(100A,1.80V)	1HR(220A,1.75V)	
	400AH	300AH	220AH	
Dimensions	Length	Width	Height	Total Height
	186mm [7.32inch]	183 mm [7.20inch]	359mm [14.13inch]	371mm [14.61inch]
Approx. Weight	28.5Kg (48.5 lbs)			
Internal Resistance	Full charged at 25°C: 0.00035 Ohm			
Self Discharge	Storing for 90d capacity retention is over 94% (25°C)			
Capacity Affected by Temp.(20HR)	40°C	25°C	0°C	-15°C
	102%	100%	85%	65%
Charge Voltage(25°C)	Cycle use		Float use	
	2.35V-2.40V@25°C(-5mV/°C), max. Current: 100A		2.23V @ 25°C (-3mV/°C)	



Constant current discharge ratings-amperes at 25°C (A)

F. V/Time	5MIN	15MIN	30MIN	1HOUR	2HOUR	3HOUR	5HOUR	8HOUR	10HOUR	24HOUR
1.60V	673	564	418	264	156	114	77.4	53.3	44.2	19.9
1.65V	622	526	400	250	152	111	75.5	52.6	43.8	19.8
1.70V	581	493	368	239	146	108	74.9	51.6	43.1	19.8
1.75V	554	467	342	228	141	105	72.8	51.0	42.5	19.5
1.80V	533	440	320	214	135	102	71.1	50.0	41.5	19.2
1.83V	496	413	305	200	129	98.3	69.4	49.1	40.6	18.8
1.85V	472	390	285	193	122	96.4	68.7	48.6	40.4	18.6
1.88V	439	356	268	185	119	94.4	68.0	48.0	40.1	18.4
1.90V	406	330	245	171	114	90.4	66.2	46.7	39.0	18.2
1.94V	365	294	217	152	103	83.1	61.3	43.7	36.8	17.6

Constant power discharge ratings-watts at 25°C (W/Cell)

F. V/Time	5MIN	15MIN	30MIN	1HOUR	2HOUR	3HOUR	5HOUR	8HOUR	10HOUR	24HOUR
1.60V	1145	959	763	544	351	260	172	115	93.6	42.1
1.65V	1089	920	722	503	322	244	166	110	91.4	41.3
1.70V	1047	887	704	479	313	235	162	108	88.7	40.7
1.75V	1014	854	680	460	302	227	158	104	87.3	40.1
1.80V	986	814	656	449	296	219	154	101	86.0	39.8
1.83V	932	777	619	433	284	213	150	99.3	84.3	39.0
1.85V	897	741	583	409	272	207	146	98.0	82.7	38.1
1.88V	847	687	542	384	253	200	142	95.3	80.7	37.0
1.90V	791	643	492	352	236	192	137	91.7	76.7	35.8
1.94V	715	576	441	312	218	178	130	88.0	73.3	35.1