



GT range

GASTON GT Range is the most standard and the first generation delicate product which is designed with AGM(Absorbent Glass Mat) technology, high performance plates and electrolyte. The definition of GT is coming from General purpose. Therefore, this range product has possessed various applications for common power backup system.

Application

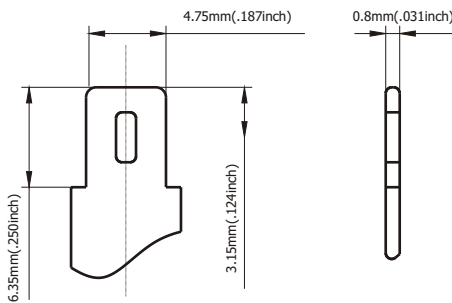
- | | |
|-------------------------|------------------------|
| Alarm System | Medical Equipment |
| Cable Television | UPS |
| Communication Equipment | Power tools |
| Control Equipment | Emergency Power System |
| Security System | Toys |

General Features

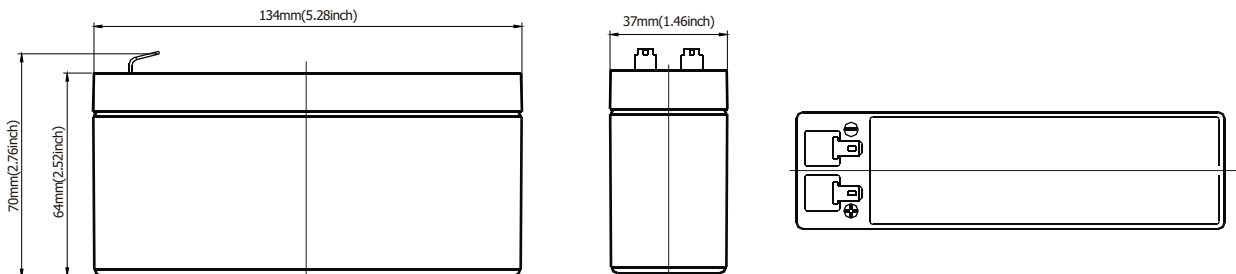
- Sealed and maintenance free operation.
- Non-Spillable construction design.
- ABS containers and covers(UL94HB, UL94V-0) optional.
- Safety valve installation for explosion proof.
- High quality and high reliability.
- Exceptional deep discharge recovery performance.
- Low self discharge characteristic.
- Flexibility design for multiple install positions.

Construction

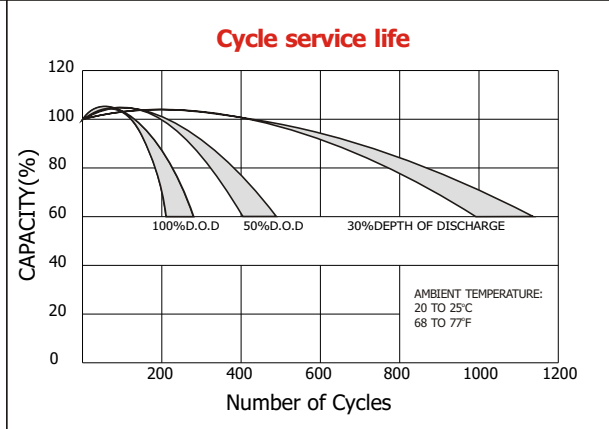
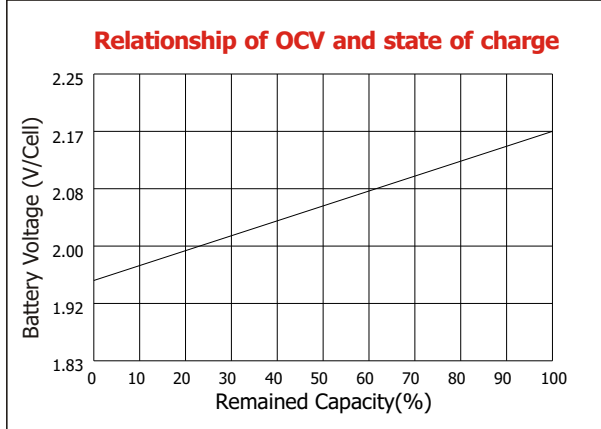
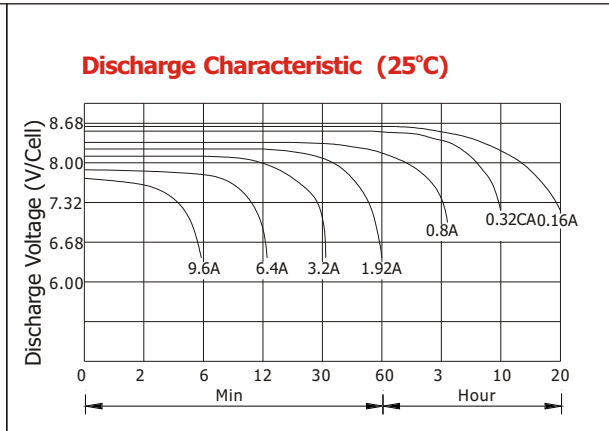
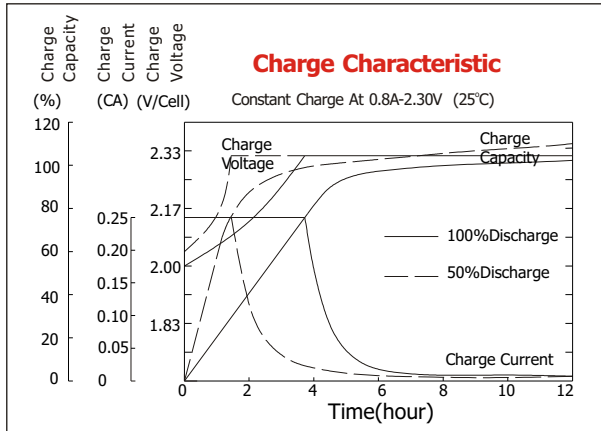
- | | | | |
|-----------|-------------------|--------------|--------------------|
| Component |Raw material | Sealant |Epoxy Resin |
| Positive |Lead dioxide | Safety valve |EPDR |
| Negative |Lead | Terminal |Copper |
| Container |ABS | Separator |Fiber glass |
| Cover |ABS | Electrolyte |Sulfuric acid |



Terminal Dimensions



Battery Model	GT 8-3.2			
Designed Floating Life	5 Years			
Capacity(25°C)	20HR(0.16A,1.75V)	10HR(0.30A,1.75V)	5HR(0.56A,1.75V)	1HR(2.15A,1.75V)
	3.2AH	3.0AH	2.8AH	2.15AH
Dimensions	Length	Width	Height	Total Height
	134mm(5.28inch)	37mm(1.46inch)	64mm(2.52inch)	70mm(2.76inch)
Approx. Weight	0.87Kg (1.92 lbs)			
Internal Resistance	Full charged at 25°C: 0.033 Ohm			
Self Discharge	3% of capacity declined per month at (25°C)			
Capacity Affected by Temp.(20HR)	40°C	25°C	0°C	-15°C
	102%	100%	85%	65%
Charge Voltage(25°C)	Cycle use		Float use	
	9.6-10.0V(-30mV/ °C), max. Current: 1A		9.08-9.20V(-20mV/ °C)	



Constant current discharge ratings-amperes at 25°C

F. V/Time	5MIN	10MIN	15MIN	30MIN	1HR	3HR	5HR	10HR	20HR
1.60V	11.7	7.29	5.50	3.35	2.13	0.94	0.57	0.31	0.17
1.67V	11.0	6.92	5.29	3.21	2.10	0.90	0.56	0.31	0.16
1.70V	10.1	6.67	5.17	2.92	2.04	0.84	0.55	0.31	0.16
1.75V	9.88	6.46	5.00	2.77	1.94	0.81	0.54	0.30	0.16
1.80V	8.84	6.17	4.54	2.57	1.82	0.78	0.50	0.30	0.15
1.85V	7.80	5.88	4.08	2.36	1.70	0.75	0.47	0.29	0.15

Constant power discharge ratings-watts at 25°C

F. V/Time	5MIN	10MIN	15MIN	30MIN	1HR	3HR	5HR	10HR	20HR
1.60V	20.6	13.2	10.0	6.04	3.85	1.66	0.97	0.62	0.34
1.67V	19.8	12.8	9.92	5.92	3.82	1.61	0.96	0.61	0.32
1.70V	18.7	12.7	9.83	5.54	3.75	1.54	0.95	0.61	0.32
1.75V	18.8	12.7	9.75	5.38	3.69	1.50	0.94	0.60	0.31
1.80V	17.2	12.5	9.04	5.13	3.48	1.46	0.91	0.60	0.30
1.85V	15.6	11.8	8.20	4.80	3.27	1.41	0.88	0.59	0.29

