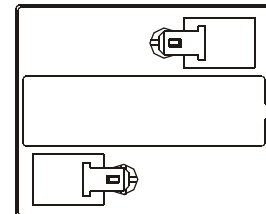
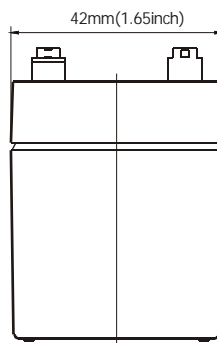
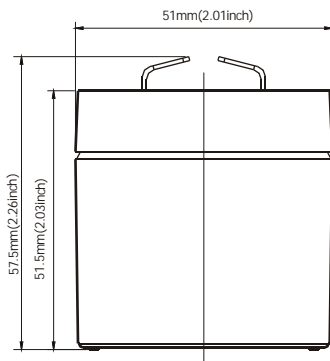


**Standard Terminal Dimensions**  
(Optional terminal please check terminal information page)



### GT range

GASTON GT Range is the most standard and the first generation delicate product which is designed with AGM(Absorbent Glass Mat) technology, high performance plates and electrolyte. The definition of GT is coming from General purpose. Therefore, this range product has possessed various applications for common power backup system.

### Application

- Alarm System
- Cable Television
- Communication Equipment
- Control Equipment
- Security System
- Medical Equipment
- UPS
- Power tools
- Emergency Power System
- Toys

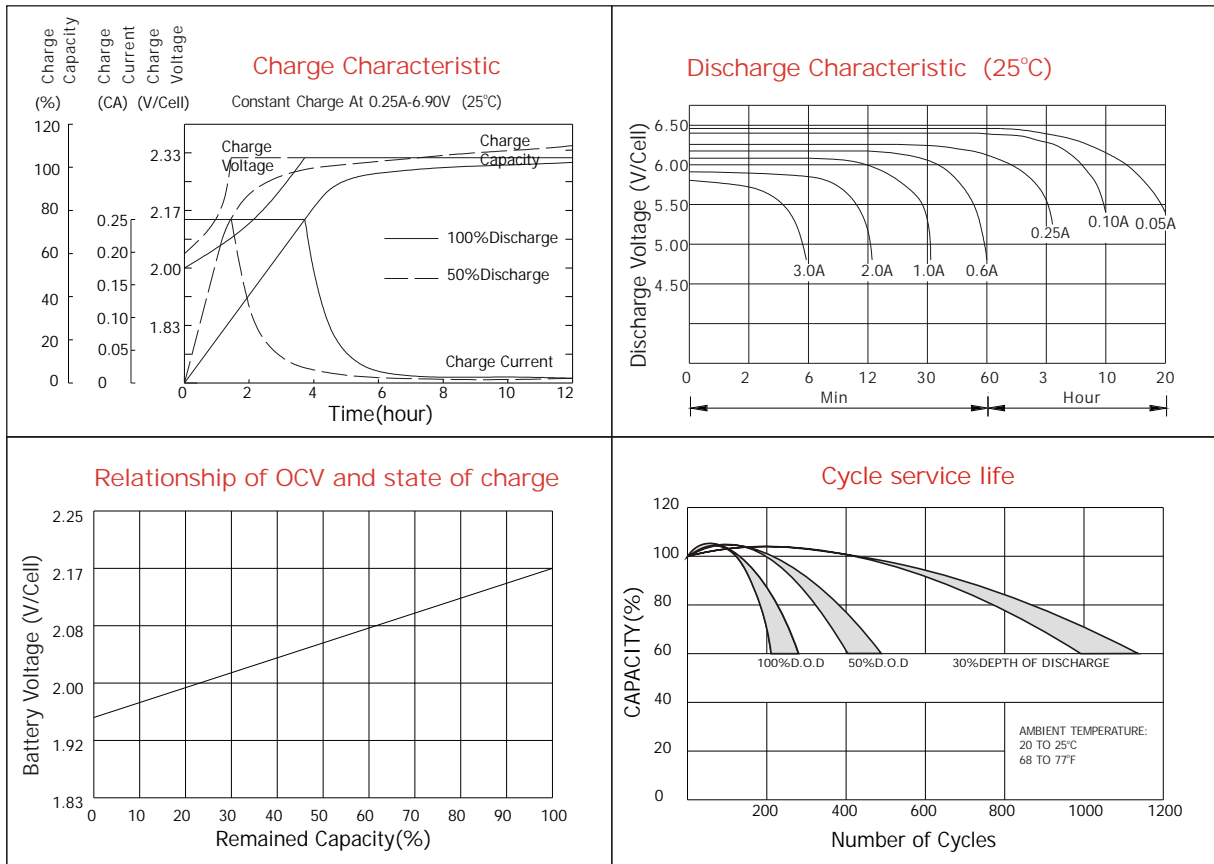
### General Features

- Sealed and maintenance free operation.
- Non-Spillable construction design.
- ABS containers and covers(UL94HB, UL94V-0) optional.
- Safety valve installation for explosion proof.
- High quality and high reliability.
- Exceptional deep discharge recovery performance.
- Low self discharge characteristic.
- Flexibility design for multiple install positions.

### Construction

- Component .....Raw material
- Positive .....Lead dioxide
- Negative .....Lead
- Container .....ABS
- Cover .....ABS
- Sealant .....Epoxy Resin
- Safety valve .....EPDR
- Terminal .....Copper
- Separator .....Fiber glass
- Electrolyte .....Sulfuric acid

Battery Model	GT 6-1			
Designed Floating Life	5 Years			
Capacity(25°C)	20HR(0.05A,1.75V)	10HR(0.09A,1.75V)	5HR(0.16A,1.75V)	1HR(0.6A,1.75V)
	1.0AH	0.9AH	0.8AH	0.6AH
Dimensions	Length	Width	Height	Total Height
	51mm(2.01inch)	42mm(1.65inch)	51.5mm(2.03inch)	57.5mm(2.26inch)
Approx. Weight	0.27Kg (0.60 lbs)			
Internal Resistance	Full charged at 25°C: 0.067 Ohm			
Self Discharge	3% of capacity declined per month at (25°C)			
Capacity Affected by Temp.(20HR)	40°C	25°C	0°C	-15°C
	102%	100%	85%	65%
Charge Voltage(25°C)	Cycle use		Float use	
	7.2-7.5V(-15mV/ °C), max. Current: 0.3A		6.8-6.9V(-10mV/ °C)	



### Constant current discharge ratings-amperes at 25°C

F.V/Time	5MIN	10MIN	15MIN	30MIN	1HR	3HR	5HR	10HR	20HR
1.60V	3.91	2.43	1.83	1.12	0.71	0.31	0.19	0.11	0.06
1.67V	3.67	2.31	1.76	1.07	0.70	0.30	0.19	0.11	0.05
1.70V	3.36	2.22	1.72	0.97	0.68	0.28	0.18	0.11	0.05
1.75V	3.29	2.15	1.67	0.92	0.65	0.27	0.18	0.10	0.05
1.80V	2.95	2.06	1.51	0.86	0.61	0.26	0.17	0.10	0.05
1.85V	2.60	1.96	1.36	0.79	0.57	0.25	0.16	0.10	0.05

### Constant power discharge ratings-watts at 25°C

F.V/Time	5MIN	10MIN	15MIN	30MIN	1HR	3HR	5HR	10HR	20HR
1.60V	6.85	4.39	3.35	2.01	1.28	0.55	0.32	0.21	0.11
1.67V	6.61	4.28	3.31	1.97	1.27	0.54	0.32	0.21	0.11
1.70V	6.23	4.24	3.28	1.85	1.25	0.51	0.32	0.21	0.11
1.75V	6.27	4.22	3.25	1.79	1.23	0.50	0.31	0.21	0.10
1.80V	5.73	4.16	3.01	1.71	1.16	0.49	0.30	0.21	0.10
1.85V	5.20	3.95	2.73	1.60	1.09	0.47	0.29	0.20	0.10

