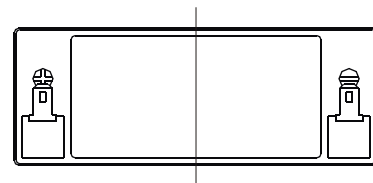
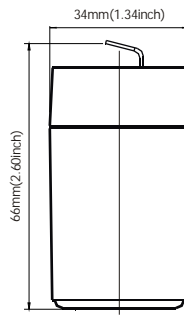
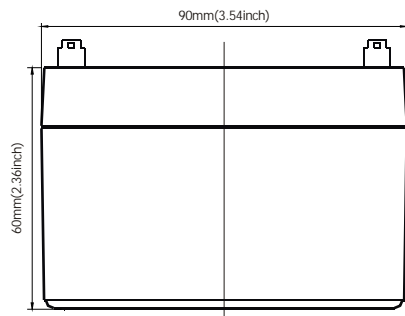


Terminal Dimensions



GT range

GASTON GT Range is the most standard and the first generation delicate product which is designed with AGM(Absorbent Glass Mat) technology, high performance plates and electrolyte. The definition of GT is coming from General purpose. Therefore, this range product has possessed various applications for common power backup system.

Application

- Alarm System
- Cable Television
- Communication Equipment
- Control Equipment
- Security System
- Medical Equipment
- UPS
- Power tools
- Emergency Power System
- Toys

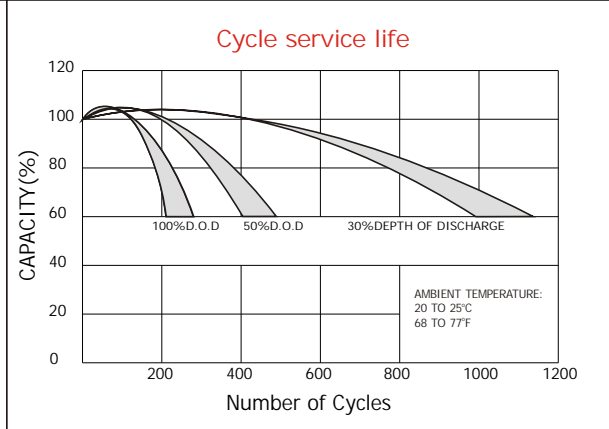
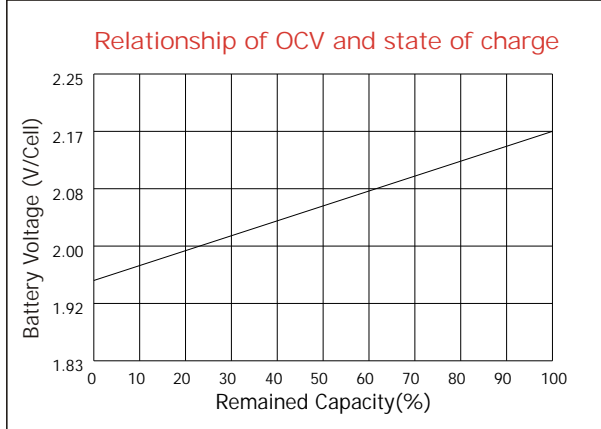
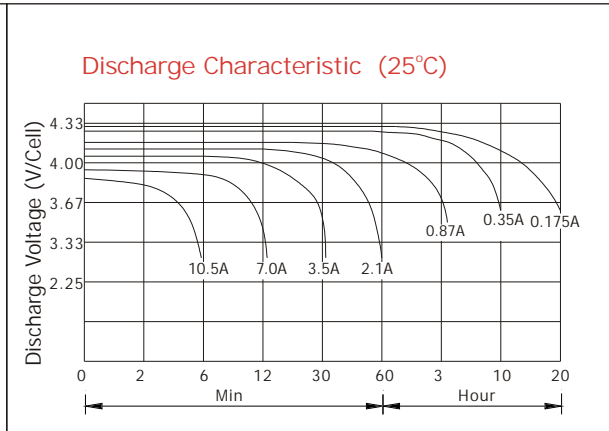
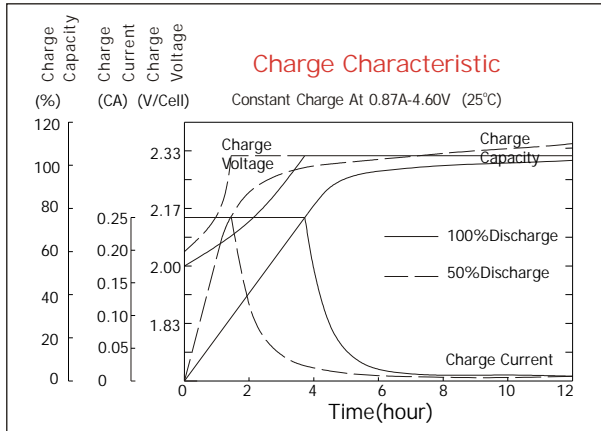
General Features

- Sealed and maintenance free operation.
- Non-Spillable construction design.
- ABS containers and covers(UL94HB, UL94V-0) optional.
- Safety valve installation for explosion proof.
- High quality and high reliability.
- Exceptional deep discharge recovery performance.
- Low self discharge characteristic.
- Flexibility design for multiple install positions.

Construction

- ComponentRaw material
- PositiveLead dioxide
- NegativeLead
- ContainerABS
- CoverABS
- SealantEpoxy Resin
- Safety valveEPDR
- TerminalCopper
- SeparatorFiber glass
- ElectrolyteSulfuric acid

Battery Model	GT 4-3.5			
Designed Floating Life	5 Years			
Capacity(25°C)	20HR(0.175A,1.75V)	10HR(0.332A,1.75V)	5HR(0.59A,1.75V)	1HR(2.28A,1.75V)
	3.5AH	3.32AH	2.95AH	2.28AH
Dimensions	Length	Width	Height	Total Height
	90mm(3.54inch)	34mm(1.34inch)	60mm(2.36inch)	66mm(2.60inch)
Approx. Weight	0.43Kg (0.95 lbs)			
Internal Resistance	Full charged at 25°C: 0.039 Ohm			
Self Discharge	3% of capacity declined per month at (25°C)			
Capacity Affected by Temp.(20HR)	40°C	25°C	0°C	-15°C
	102%	100%	85%	65%
Charge Voltage(25°C)	Cycle use		Float use	
	4.8-5.0V(-10mV/ °C), max. Current: 1.05A		4.54-4.6V(-6mV/ °C)	



Constant current discharge ratings-amperes at 25°C

F. V/Time	5MIN	10MIN	15MIN	30MIN	1HR	3HR	5HR	10HR	20HR
1.60V	13.7	8.51	6.42	3.91	2.49	1.09	0.67	0.37	0.20
1.67V	12.8	8.07	6.17	3.74	2.45	1.05	0.65	0.36	0.19
1.70V	11.8	7.78	6.03	3.40	2.38	0.98	0.64	0.36	0.19
1.75V	11.5	7.53	5.83	3.23	2.27	0.95	0.63	0.36	0.18
1.80V	10.3	7.19	5.30	2.99	2.12	0.91	0.59	0.35	0.18
1.85V	9.10	6.85	4.76	2.76	1.98	0.88	0.55	0.34	0.17

Constant power discharge ratings-watts at 25°C

F. V/Time	5MIN	10MIN	15MIN	30MIN	1HR	3HR	5HR	10HR	20HR
1.60V	24.0	15.4	11.7	7.05	4.49	1.94	1.13	0.73	0.39
1.67V	23.1	15.0	11.6	6.90	4.46	1.88	1.12	0.73	0.38
1.70V	21.8	14.8	11.5	6.47	4.38	1.79	1.11	0.72	0.37
1.75V	21.9	14.8	11.4	6.27	4.30	1.75	1.10	0.71	0.36
1.80V	20.1	14.6	10.5	5.98	4.06	1.70	1.06	0.70	0.35
1.85V	18.2	13.8	9.57	5.60	3.81	1.65	1.03	0.68	0.34

