

Standard Terminal Dimensions
(Optional terminal please check terminal information page)

GT range

GASTON GT Range is the most standard and the first generation delicate product which is designed with AGM(Absorbent Glass Mat) technology, high performance plates and electrolyte. The definition of GT is coming from General purpose. Therefore, this range product has possessed various applications for common power backup system.

Application

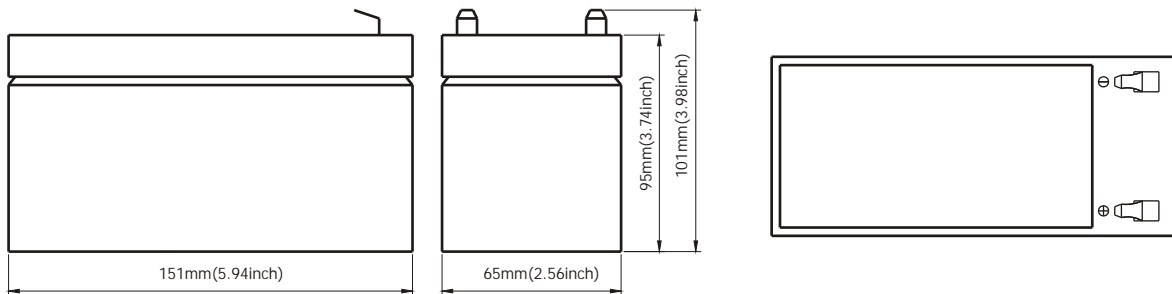
- Alarm System
- Cable Television
- Communication Equipment
- Control Equipment
- Security System
- Medical Equipment
- UPS
- Power tools
- Emergency Power System
- Toys

General Features

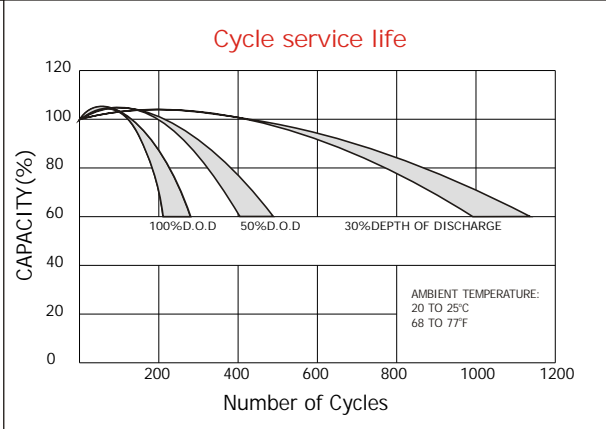
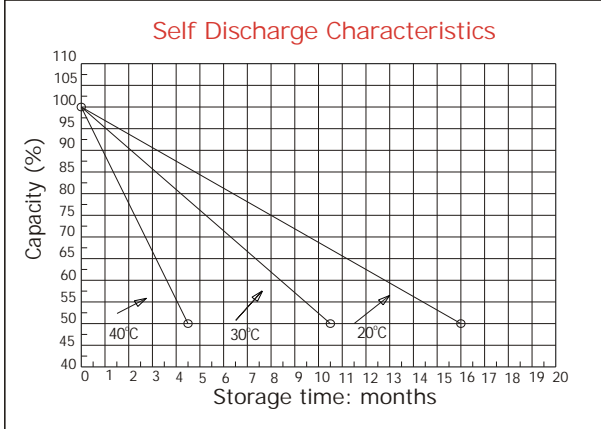
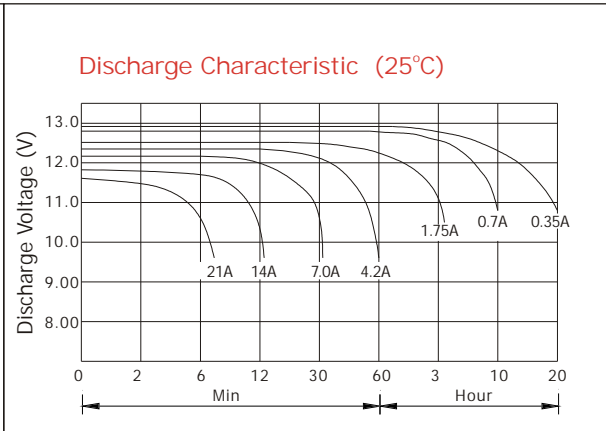
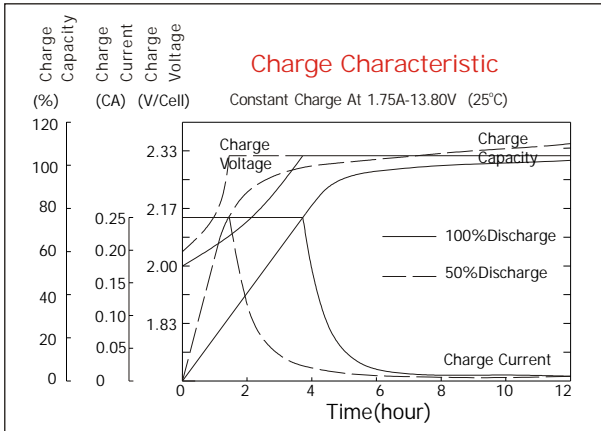
- Sealed and maintenance free operation.
- Non-Spillable construction design.
- ABS containers and covers(UL94HB, UL94V-0) optional.
- Safety valve installation for explosion proof.
- High quality and high reliability.
- Exceptional deep discharge recovery performance.
- Low self discharge characteristic.
- Flexibility design for multiple install positions.

Construction

- ComponentRaw material
- PositiveLead dioxide
- NegativeLead
- ContainerABS
- CoverABS
- SealantEpoxy Resin
- Safety valveEPDR
- TerminalCopper
- SeparatorFiber glass
- ElectrolyteSulfuric acid



Battery Model	GT12-7			
Designed Floating Life	5 Years			
Capacity(25°C)	20HR(0.35A,1.75V)	10HR(0.665A,1.75V)	5HR(1.10A,1.75V)	1HR(4.1A,1.75V)
	7AH	6.65AH	5.50AH	4.1AH
Dimensions	Length	Width	Height	Total Height
	151mm(5.94inch)	65mm(2.56inch)	95mm(3.74inch)	101mm(3.98inch)
Approx. Weight	2.30Kg (5.07 lbs)			
Internal Resistance	Full charged at 25°C: 0.02 Ohm			
Self Discharge	3% of capacity declined per month at (25°C)			
Capacity Affected by Temp.(20HR)	40°C	25°C	0°C	-15°C
	102%	100%	85%	65%
Charge Voltage(25°C)	Cycle use		Float use	
	14.4-15V(-30mV/ °C), max. Current: 2.1A		13.6-13.8V(-20mV/ °C)	



Constant current discharge ratings-amperes at 25°C

F.V/Time	5MIN	10MIN	15MIN	30MIN	1HR	3HR	5HR	10HR	20HR
1.60V	25.4	15.8	11.9	7.27	4.62	2.03	1.24	0.69	0.36
1.67V	23.8	15.0	11.5	6.95	4.56	1.95	1.21	0.69	0.35
1.70V	21.8	14.4	11.2	6.32	4.42	1.82	1.19	0.68	0.35
1.75V	21.4	14.0	10.8	6.00	4.21	1.76	1.16	0.67	0.34
1.80V	19.2	13.4	9.84	5.56	3.94	1.69	1.09	0.67	0.33
1.85V	16.9	12.7	8.85	5.12	3.67	1.63	1.02	0.66	0.32

Constant power discharge ratings-watts at 25°C

F.V/Time	5MIN	10MIN	15MIN	30MIN	1HR	3HR	5HR	10HR	20HR
1.60V	44.5	28.5	21.8	13.1	8.34	3.60	2.09	1.39	0.73
1.67V	43.0	27.8	21.5	12.8	8.29	3.48	2.09	1.38	0.70
1.70V	40.5	27.5	21.3	12.0	8.13	3.33	2.06	1.37	0.69
1.75V	40.7	27.4	21.1	11.6	7.99	3.25	2.04	1.35	0.68
1.80V	37.3	27.0	19.6	11.1	7.53	3.15	1.98	1.33	0.66
1.85V	33.8	25.7	17.8	10.4	7.08	3.06	1.91	1.32	0.63

