

HR Range

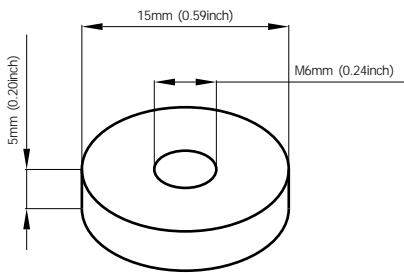
HR(Hight Rate)range Valve Regulated Lead Acid (VRLA) batteries have been developed with high efficiency active materials to stimulate inside the battery with higher power output when the battery is discharged to a extent level of discharging. Along with high-density structure design for relatively smaller inner resistance which will significantly improve the performance for high rate discharging when high power output service is needed.

Application

- Alarm System
- Cable Television
- Cable Television
- Communication Equipment
- Control Equipment
- Security System
- Medical Equipment
- Toys
- UPS
- Emergency Power System

General Features

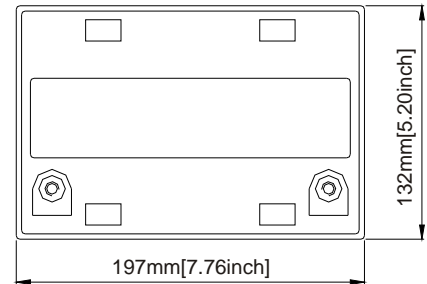

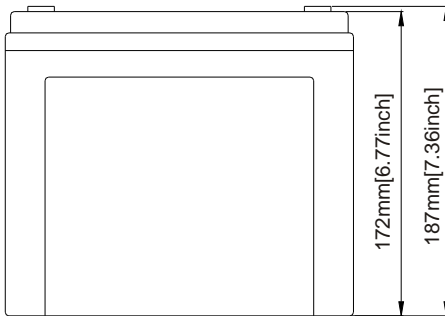
- Sealed and maintenance free operation.
- Non-Spillable construction design.
- ABS containers and covers(UL94HB, UL94V-0) optional.
- Safety valve installation for explosion proof.
- High quality and high reliability.
- Exceptional deep discharge recovery performance.
- Low self discharge characteristic.
- Flexibility design for multiple install positions.



Standard Terminal Dimensions
(Optional terminal please check terminal information page)

Construction

- ComponentRaw material
- PositiveLead dioxide
- NegativeLead
- ContainerABS
- CoverABS
- SealantEpoxy Resin
- Safety valveEPDR
- TerminalCopper
- SeparatorFiber glass
- ElectrolyteSulfuric acid

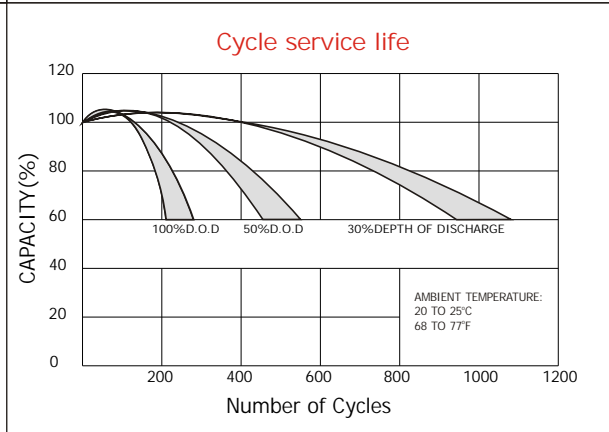
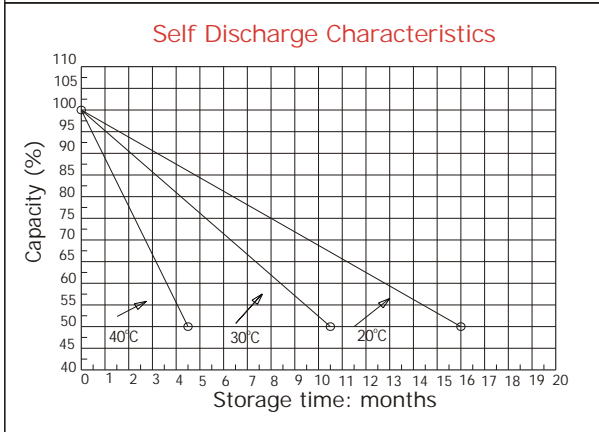
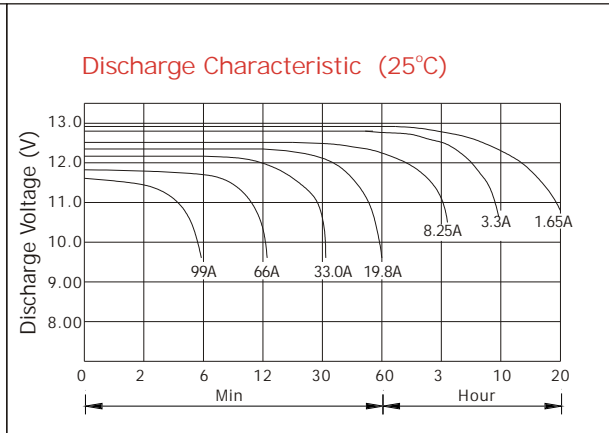
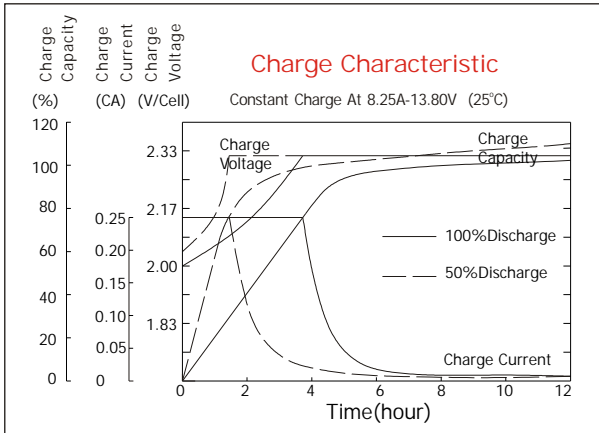


Battery Model	GT12-33HR (140W to 1.67V, 15min)			
Designed Floating Life	6-8 Years			
Capacity(25°C)	20HR(1.65A,1.75V)	10HR(3.2A,1.75V)	5HR(5.8A,1.75V)	1HR(23.1A,1.75V)
	33AH	32AH	29AH	23.1AH
Dimensions	Length	Width	Height	Total Height
	197mm(7.76inch)	132mm(5.2inch)	172mm(6.77inch)	187mm(7.36inch)
Approx. Weight	12.5Kg (27.5 lbs)			
Internal Resistance	Full charged at 25°C: 0.01 Ohm			
Self Discharge	3% of capacity declined per month at (25°C)			
Capacity Affected by Temp.(20HR)	40°C	25°C	0°C	-15°C
	102%	100%	85%	65%
Charge Voltage(25°C)	Cycle use		Float use	
	14.4-15V(-30mV/ °C), max. Current: 8.25A		13.6-13.8V(-20mV/ °C)	



GT -HR Range

GT12-33HR 12V33AH/C20



Constant current discharge ratings-amperes at 25°C

F.V/Time	5MIN	10MIN	15MIN	30MIN	1HR	3HR	5HR	8HR	10HR	20HR
1.60V	106	73.2	58.0	37.5	23.3	9.30	6.00	4.00	3.40	1.78
1.67V	104	72.8	55.0	36.0	23.1	9.26	5.90	3.84	3.20	1.68
1.70V	104	72.8	54.0	36.0	23.1	9.24	5.80	3.81	3.20	1.68
1.75V	103.0	72.6	53.3	36.0	23.1	9.20	5.80	3.81	3.20	1.68
1.80V	98.0	70.0	52.8	35.2	22.5	9.20	5.80	3.75	3.10	1.63
1.85V	92.0	66.0	51.0	34.0	21.5	8.80	5.70	3.72	3.10	1.63

Constant power discharge ratings-watts at 25°C

F.V/Time	5MN	10MN	15MN	30MN	1HR	3HR	5HR	8HR	10HR	20HR
1.60V	289	186	143	758	458	198	1290	8.47	7.10	3.72
1.67V	280	183	140	750	456	198	12.73	8.35	7.00	3.67
1.70V	270	182	1390	750	455	19.7	12.70	8.29	6.92	3.63
1.75V	265	177	1370	74.7	453	19.7	12.50	8.20	6.87	3.60
1.80V	259	173	1350	73.7	44.9	19.5	12.30	8.11	6.83	3.58
1.85V	252	168	1200	72.5	44.3	19.2	12.00	7.92	6.67	3.50

