

GT-G range applies the advanced GEL design and the purity fumed silica to form sulfuric acid thixotropic Gel, and fills the batteries with vacuum to ensure complete penetration of electrolyte through separators and plates pastes.

This range battery has excellent cycling capability and superior float life to meet the requirement of frequent cyclic and high temperature application such as Cable TV ,Telecommunication, boardband, PVs etc.

### Applications

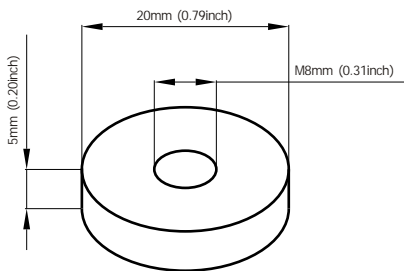
- Broadband
- Electric Powered Vehicle
- UPS
- Photovoltaic & Solar System
- Telecommunication
- Cable TV
- Medical Equipments
- Golf Cars and Buggies

### General Features

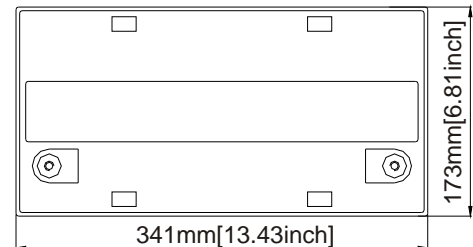

- Sealed and maintenance free operation.
- Non-Spillable construction design.
- ABS containers and covers(UL94HB, UL94V-0) optional.
- Safety valve installation for explosion proof.
- High quality and high reliability.
- Exceptional deep discharge recovery performance.
- Low self discharge characteristic.
- Flexibility design for multiple install positions.

### Construction

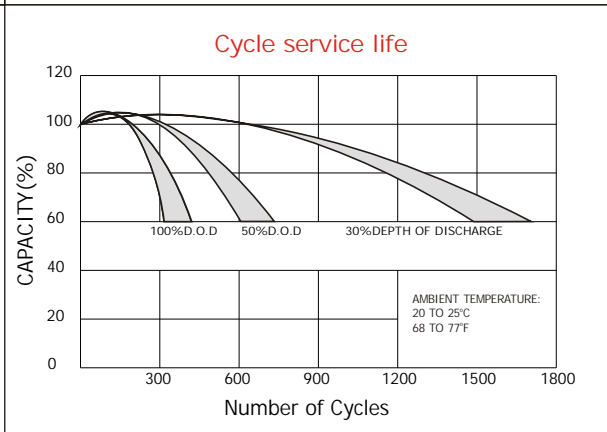
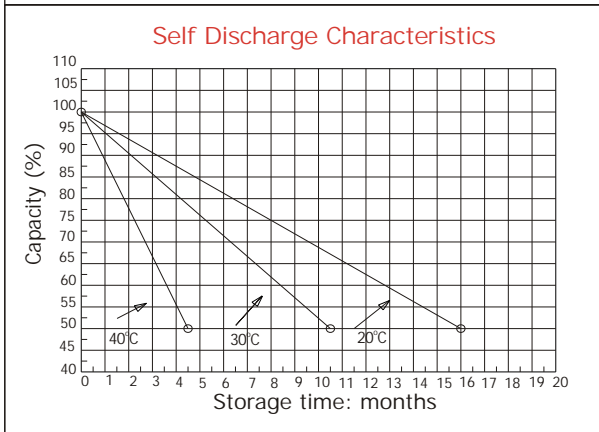
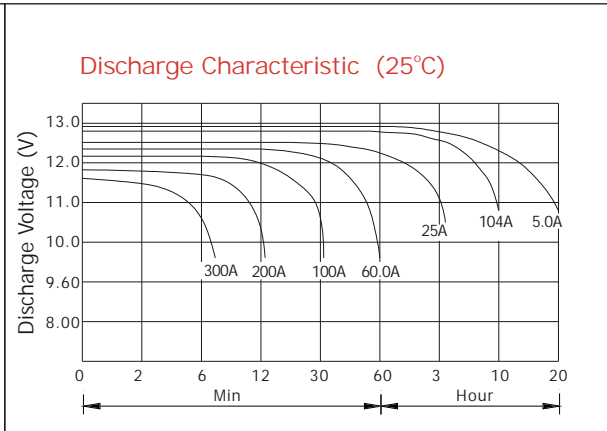
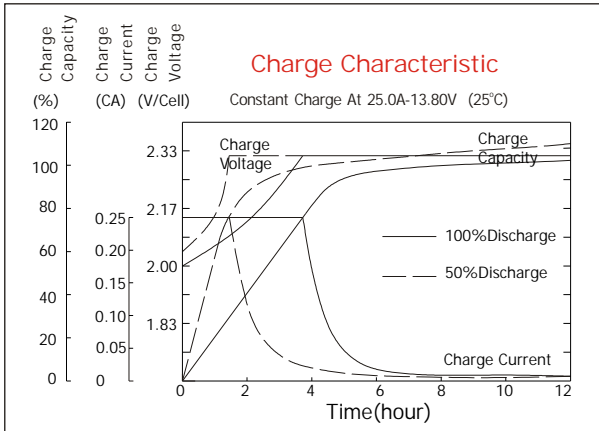
- Component .....Raw material
- Positive .....Lead dioxide
- Negative .....Lead
- Container .....ABS
- Cover .....ABS
- Sealant .....Epoxy Resin
- Safety valve .....EPDR
- Terminal .....Copper
- Separator .....Fiber glass
- Electrolyte .....Sulfuric acid



**Standard Terminal Dimensions**  
(Optional terminal please check terminal information page)



Battery Model	GT12-100G			
Designed Floating Life	10 Years			
Capacity(25°C)	20HR(5.0A,1.75V)	10HR(9.8A,1.75V)	5HR(17A,1.75V)	1HR(62A,1.75V)
	100Ah	98Ah	85Ah	62Ah
Dimensions	Length	Width	Height	Total Height
	341mm(13.43inch)	173mm(6.81inch)	213mm(8.39inch)	241mm(9.49inch)
Approx. Weight	34Kg (74.8 lbs)			
Internal Resistance	Full charged at 25°C: 0.0055 Ohm			
Self Discharge	3% of capacity declined per month at (25°C)			
Capacity Affected by Temp.(20HR)	40°C	25°C	0°C	-15°C
	102%	100%	85%	65%
Charge Voltage(25°C)	Cycle use		Float use	
	14.4-15V(-30mV/ °C), max. Current: 25.0A		13.6-13.8V(-20mV/ °C)	



### Constant current discharge ratings-amperes at 25°C

F.V/Time	5MIN	10MIN	15MIN	30MIN	1HR	3HR	5HR	10HR	20HR
1.60V	350	240	175	105	66.0	27.3	19.1	10.6	5.27
1.67V	315	219	170	102	65.9	27.2	18.9	10.4	5.25
1.70V	299	211	164	100	65.7	27.2	18.9	10.4	5.25
1.75V	266	195	155	98.0	65.0	27.0	18.8	10.2	5.23
1.80V	240	181	148	95.0	64.2	26.9	18.6	10.0	5.04
1.85V	182	149	128	87.4	63.5	26.8	18.5	9.8	4.91

### Constant power discharge ratings-watts at 25°C

F.V/Time	5MIN	10MIN	15MIN	30MIN	1HR	3HR	5HR	10HR	20HR
1.60V	577	398	310	198	130.0	52.4	36.5	21.2	10.5
1.67V	547	393	307	194	125.7	52.4	36.5	20.9	10.5
1.70V	511	383	302	189	122.4	52.4	36.5	20.7	10.5
1.75V	476	358	284	184	121.3	51.6	36.1	20.4	10.5
1.80V	427	333	267	179	119.2	50.9	35.5	20.0	10.1
1.85V	342	276	233	164	118.1	50.7	35.0	19.7	9.86

