



GT-C RANGE

Gaston GT-C Range (deep cycle) battery is specially designed to have a large amount of stored current discharged between charging sessions, with heavy non-porous battery plate that is used a different chemistry for the plates active paste material, and a slightly stronger electrolyte than normal battery electrolyte. It enhance a superior performance of high power output and excellent deep cycle life for energy applications.

Application

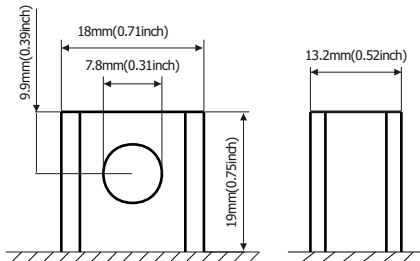
- Electric Powered Vehicles
- Golf Cars and Buggies
- Wheel Chairs
- Power Tools
- Electric Powered Toys
- Control System
- Vacuum Cleaners
- Medical Equipments
- UPS
- PVs

General Features

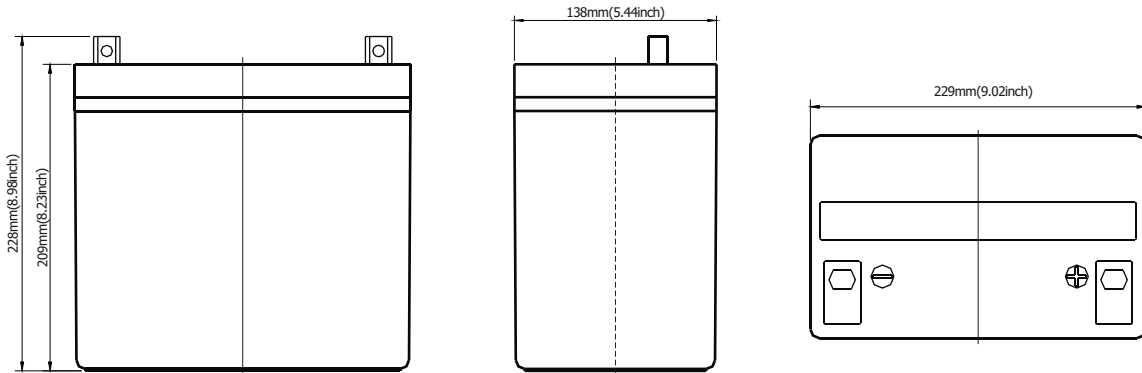
- Better discharge characteristics than normal VRLA batteries.
- Non-Spillable construction design.
- ABS containers and covers(UL94HB, UL94V-0) optional.
- Safety valve installation for explosion proof.
- Higher safety & reliable construction.
- Extra durability and deep cycle ability for heavy demand applications.
- Low self discharge characteristic.
- Flexibility design for multiple install positions.

Construction

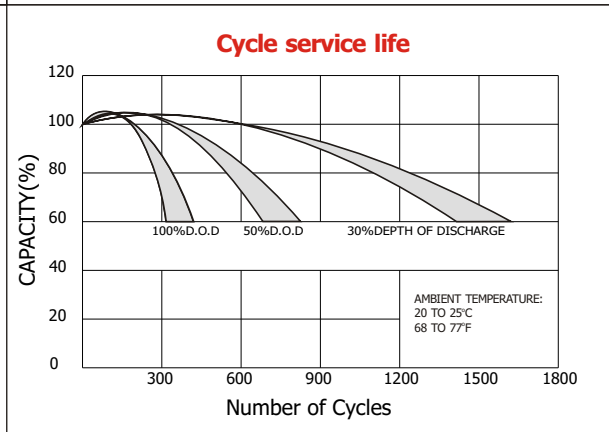
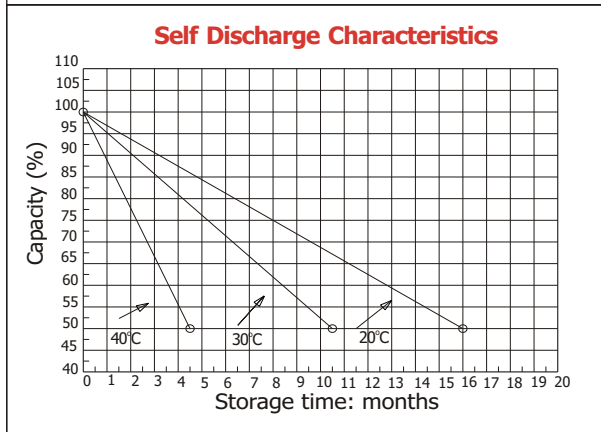
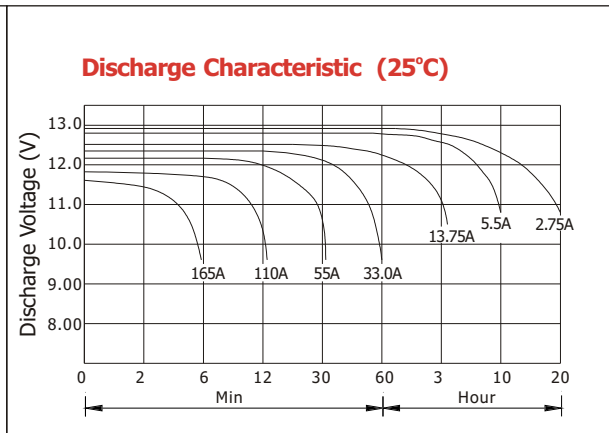
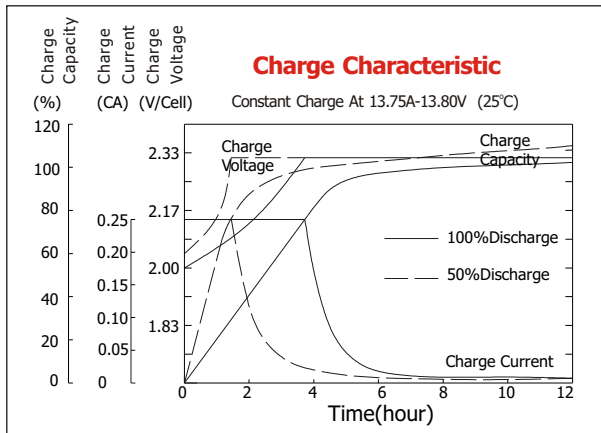
- ComponentRaw material
- PositiveLead dioxide
- NegativeLead
- ContainerABS
- CoverABS
- SealantEpoxy Resin
- Safety valveEPDR
- TerminalLead
- SeparatorFiber glass
- ElectrolyteSulfuric acid



Standard Terminal Dimensions
(Optional terminal please check terminal information page)



Battery Model	GT12-55C			
Designed Cycle Life	> 350 cycles @ -0.5CA to 9.6V			
Capacity(25°C)	20HR(2.8A,1.75V)	10HR(5.5A,1.75V)	5HR(9.4A,1.75V)	1HR(36.5A,1.75V)
	56AH	55AH	47AH	36.5AH
Dimensions	Length	Width	Height	Total Height
	229mm(9.02inch)	138mm(5.44inch)	209mm(8.23inch)	228mm(8.98inch)
Approx. Weight	17.0Kg (37.5 lbs)			
Internal Resistance	Full charged at 25°C: 0.006 Ohm			
Self Discharge	3% of capacity declined per month at (25°C)			
Capacity Affected by Temp.(20HR)	40°C	25°C	0°C	-15°C
	102%	100%	85%	65%
Charge Voltage(25°C)	Cycle use		Float use	
	14.4-15V(-30mV/ °C), max. Current: 13.8A		13.6-13.8V(-20mV/ °C)	



Constant current discharge ratings-amperes at 25°C

F. V/Time	5MIN	10MIN	15MIN	30MIN	1HR	3HR	5HR	10HR	20HR
1.60V	236	147	111	67.6	39.8	17.5	10.7	5.71	3.09
1.67V	222	139	107	64.7	39.3	16.8	10.5	5.66	2.98
1.70V	203	134	104	58.8	38.1	15.7	10.2	5.63	2.93
1.75V	199	130	101	55.9	36.3	15.2	10.0	5.61	2.85
1.80V	178	124	91.6	51.8	34.0	14.6	9.41	5.50	2.78
1.85V	157	118	82.4	47.6	31.7	14.0	8.8	5.43	2.72

Constant power discharge ratings-watts at 25°C

F. V/Time	5MIN	10MIN	15MIN	30MIN	1HR	3HR	5HR	10HR	20HR
1.60V	415	266	203	122	71.8	31.0	18.0	11.7	6.00
1.67V	400	259	200	119	71.4	30.0	18.0	11.6	5.91
1.70V	377	256	198	112	70.0	28.7	17.7	11.5	5.82
1.75V	379	255	197	108	68.8	28.0	17.6	11.3	5.70
1.80V	347	252	182	103	64.9	27.2	17.0	11.2	5.62
1.85V	315	239	165	96.8	61.0	26.4	16.5	11.0	5.53

