



GT-C RANGE

Gaston GT-C Range (deep cycle) battery is specially designed to have a large amount of stored current discharged between charging sessions, with heavy non-porous battery plate that is used a different chemistry for the plates active paste material, and a slightly stronger electrolyte than normal battery electrolyte. It enhance a superior performance of high power output and excellent deep cycle life for energy applications.

Application

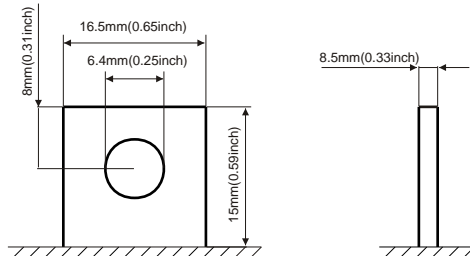
- Electric Powered Vehicles
- Golf Cars and Buggies
- Wheel Chairs
- Power Tools
- Electric Powered Toys
- Control System
- Vacuum Cleaners
- Medical Equipments
- UPS
- PVs

General Features

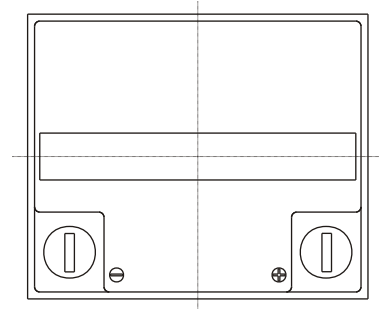
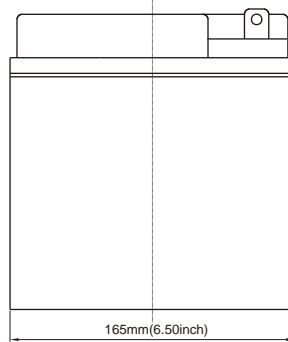
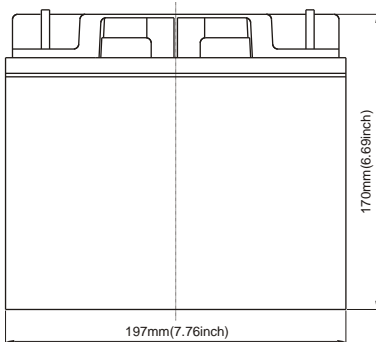
- Better discharge characteristics than normal VRLA batteries.
- Non-Spillable construction design.
- ABS containers and covers(UL94HB, UL94V-0) optional.
- Safety valve installation for explosion proof.
- Higher safety & reliable construction.
- Extra durability and deep cycle ability for heavy demand applications.
- Low self discharge characteristic.
- Flexibility design for multiple install positions.

Construction

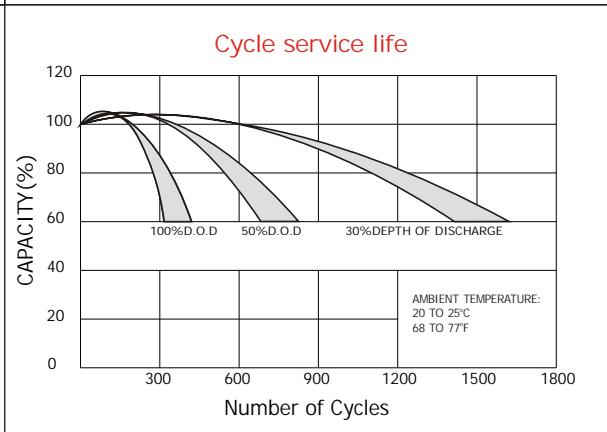
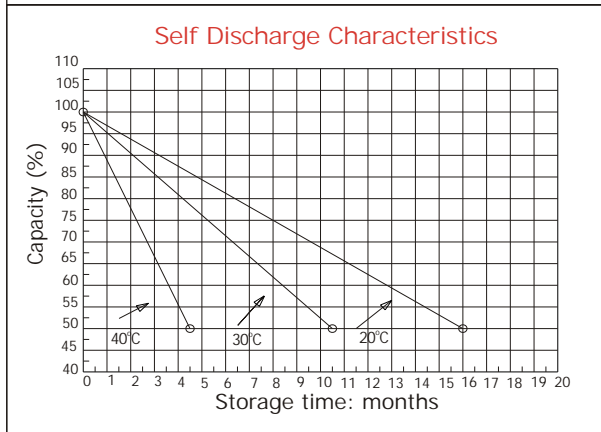
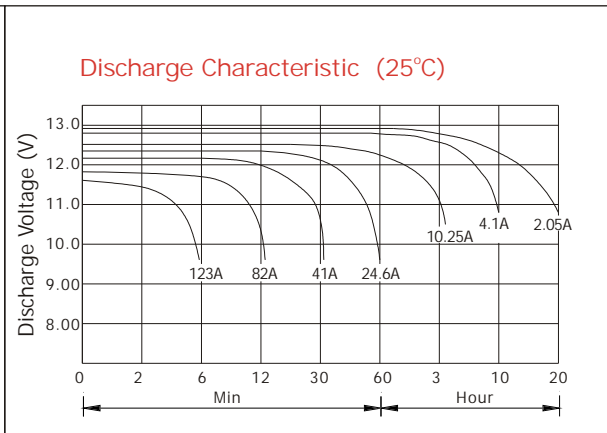
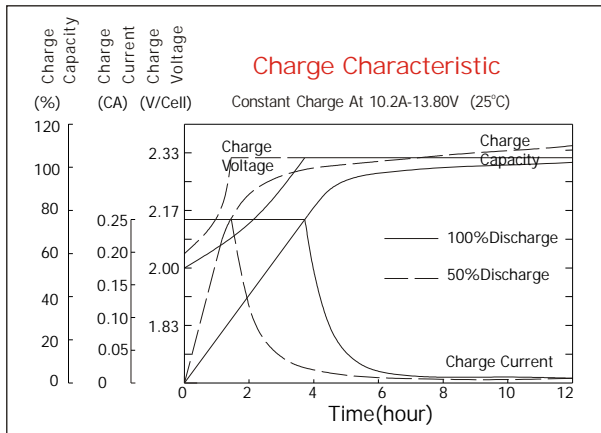
- ComponentRaw material
- PositiveLead dioxide
- NegativeLead
- ContainerABS
- CoverABS
- SealantEpoxy Resin
- Safety valveEPDR
- TerminalLead
- SeparatorFiber glass
- ElectrolyteSulfuric acid



Standard Terminal Dimensions
(Optional terminal please check terminal information page)



Battery Model	GT12-40C			
Designed Cycle Life	> 350 cycles @ -0.5CA to 9.6V			
Capacity(25°C)	20HR(2.05A,1.75V)	10HR(4A,1.75V)	5HR(6.9A,1.75V)	1HR(26.8A,1.75V)
	41AH	40AH	34.5AH	26.8AH
Dimensions	Length	Width	Height	Total Height
	197mm(7.76inch)	165mm(6.50inch)	170mm(6.69inch)	170mm(6.69inch)
Approx. Weight	13.7Kg (30.2 lbs)			
Internal Resistance	Full charged at 25°C: 0.0095 Ohm			
Self Discharge	3% of capacity declined per month at (25°C)			
Capacity Affected by Temp.(20HR)	40°C	25°C	0°C	-15°C
	102%	100%	85%	65%
Charge Voltage(25°C)	Cycle use		Float use	
	14.4-15V(-30mV/ °C), max. Current: 10A		13.6-13.8V(-20mV/ °C)	



Constant current discharge ratings-amperes at 25°C

F. V/Time	5MIN	10MIN	15MIN	30MIN	1HR	3HR	5HR	10HR	20HR
1.60V	183	114	86.0	52.4	28.4	12.5	7.63	4.15	2.24
1.67V	172	108	82.7	50.1	28.1	12.0	7.47	4.11	2.17
1.70V	158	104	80.8	45.6	27.2	11.2	7.31	4.10	2.13
1.75V	154	101	78.2	43.3	25.9	10.8	7.15	4.08	2.08
1.80V	138	96.4	71.0	40.1	24.3	10.4	6.72	4.00	2.02
1.85V	122	91.8	63.8	36.9	22.6	10.0	6.29	3.95	1.98

Constant power discharge ratings-watts at 25°C

F. V/Time	5MIN	10MIN	15MIN	30MIN	1HR	3HR	5HR	10HR	20HR
1.60V	321	206	157	94.4	51.3	22.1	12.9	8.53	4.48
1.67V	310	201	155	92.5	51.0	21.4	12.8	8.48	4.32
1.70V	292	199	154	86.6	50.0	20.5	12.7	8.43	4.27
1.75V	294	198	152	84.0	49.2	20.0	12.6	8.32	4.16
1.80V	269	195	141	80.1	46.3	19.4	12.2	8.07	4.05
1.85V	244	185	128	75.0	43.6	18.8	11.8	7.98	4.00

