



GT-C RANGE

Gaston GT-C Range (deep cycle) battery is specially designed to have a large amount of stored current discharged between charging sessions, with heavy non-porous battery plate that is used a different chemistry for the plates active paste material, and a slightly stronger electrolyte than normal battery electrolyte. It enhance a superior performance of high power output and excellent deep cycle life for energy applications.

Application

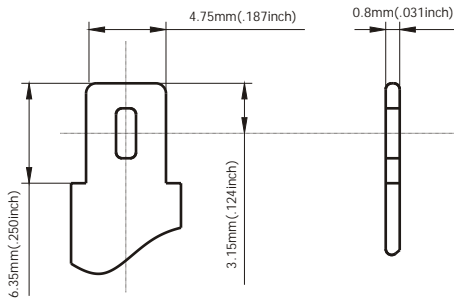
- Electric Powered Vehicles
- Golf Cars and Buggies
- Wheel Chairs
- Power Tools
- Electric Powered Toys
- Control System
- Vacuum Cleaners
- Medical Equipments
- UPS
- PVs

General Features

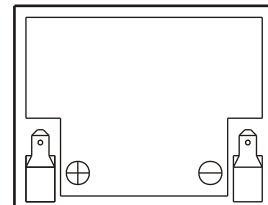
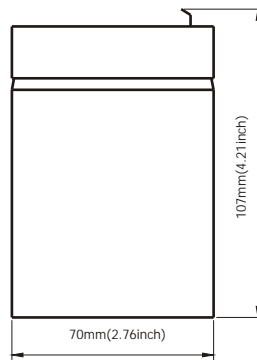

- Better discharge characteristics than normal VRLA batteries.
- Non-Spillable construction design.
- ABS containers and covers(UL94HB, UL94V-0) optional.
- Safety valve installation for explosion proof.
- Higher safety & reliable construction.
- Extra durability and deep cycle ability for heavy demand applications.
- Low self discharge characteristic.
- Flexibility design for multiple install positions.

Construction

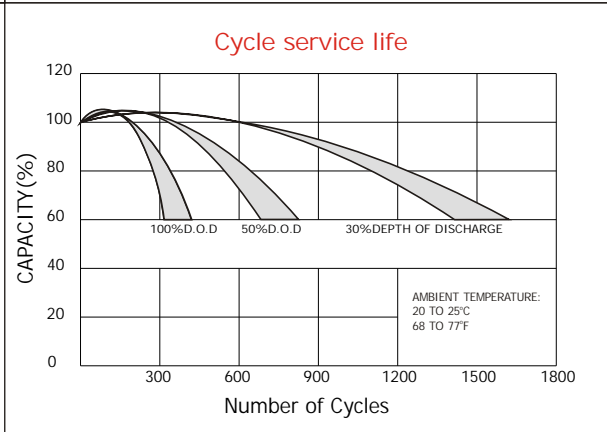
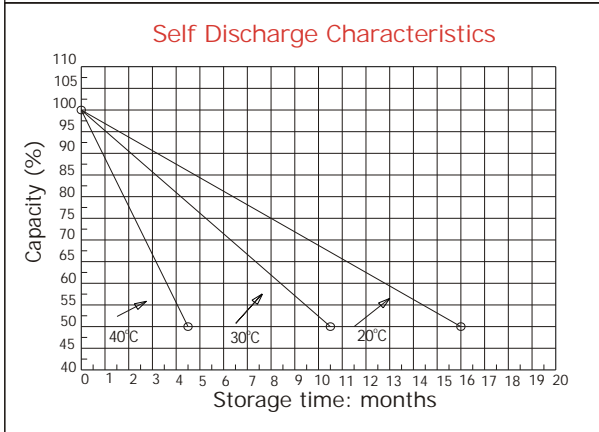
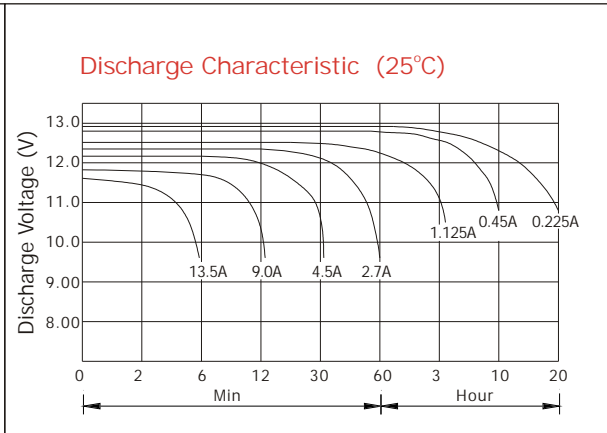
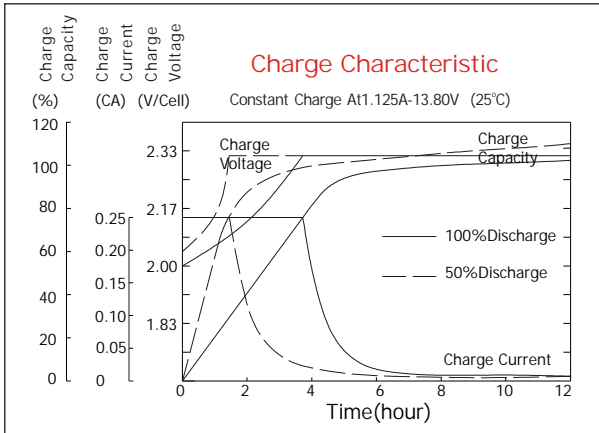
- ComponentRaw material
- PositiveLead dioxide
- NegativeLead
- ContainerABS
- CoverABS
- SealantEpoxy Resin
- Safety valveEPDR
- TerminalCopper
- SeparatorFiber glass
- ElectrolyteSulfuric acid



Standard Terminal Dimensions
(Optional terminal please check terminal information page)



Battery Model	GT 12-4.5C			
Designed Floating Life	> 350 cycles @ -0.5CA to 9.6V			
Capacity(25°C)	20HR(0.225A,1.75V)	10HR(0.42A,1.75V)	5HR(0.766A,1.75V)	1HR(2.93A,1.75V)
	4.5AH	4.2AH	3.83AH	2.93AH
Dimensions	Length	Width	Height	Total Height
	90mm(3.54inch)	70mm(2.76inch)	101mm(3.98inch)	107mm(4.21inch)
Approx. Weight	1.7Kg (3.75 lbs)			
Internal Resistance	Full charged at 25°C: 0.035 Ohm			
Self Discharge	3% of capacity declined per month at (25°C)			
Capacity Affected by Temp.(20HR)	40°C	25°C	0°C	-15°C
	102%	100%	85%	65%
Charge Voltage(25°C)	Cycle use		Float use	
	14.4-15V(-30mV/ °C), max. Current: 1.35A		13.6-13.8V(-20mV/ °C)	



Constant current discharge ratings-amperes at 25°C

F. V/Time	5MIN	10MIN	15MIN	30MIN	1HR	3HR	5HR	10HR	20HR
1.60V	17.6	10.9	8.25	5.03	3.20	1.40	0.86	0.47	0.25
1.67V	16.5	10.4	7.94	4.81	3.16	1.35	0.84	0.46	0.24
1.70V	15.1	10.0	7.75	4.38	3.06	1.26	0.82	0.46	0.24
1.75V	14.8	9.69	7.50	4.16	2.92	1.22	0.80	0.46	0.23
1.80V	13.3	9.25	6.81	3.85	2.73	1.17	0.76	0.45	0.23
1.85V	11.7	8.81	6.13	3.54	2.54	1.13	0.71	0.44	0.22

Constant power discharge ratings-watts at 25°C

F. V/Time	5MIN	10MIN	15MIN	30MIN	1HR	3HR	5HR	10HR	20HR
1.60V	30.8	19.8	15.1	9.06	5.77	2.49	1.45	0.94	0.50
1.67V	29.8	19.3	14.9	8.88	5.74	2.41	1.44	0.93	0.49
1.70V	28.0	19.1	14.8	8.31	5.63	2.30	1.43	0.93	0.48
1.75V	28.2	19.0	14.6	8.06	5.53	2.25	1.41	0.92	0.47
1.80V	25.8	18.7	13.6	7.69	5.21	2.18	1.37	0.90	0.46
1.85V	23.4	17.8	12.3	7.20	4.90	2.12	1.33	0.88	0.44

