



### GT-C RANGE

Gaston GT-C Range (deep cycle) battery is specially designed to have a large amount of stored current discharged between charging sessions, with heavy non-porous battery plate that is used a different chemistry for the plates active paste material, and a slightly stronger electrolyte than normal battery electrolyte. It enhance a superior performance of high power output and excellent deep cycle life for energy applications.

### Application

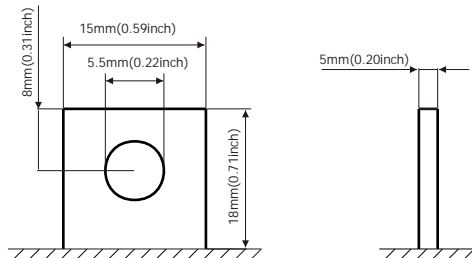
- Electric Powered Vehicles
- Golf Cars and Buggies
- Wheel Chairs
- Power Tools
- Electric Powered Toys
- Control System
- Vacuum Cleaners
- Medical Equipments
- UPS
- PVs

### General Features

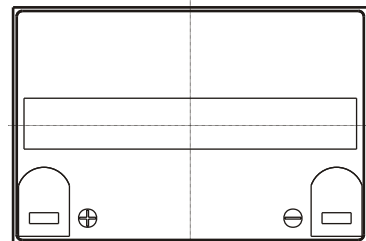
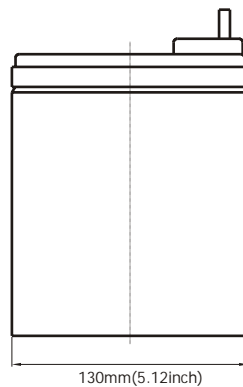
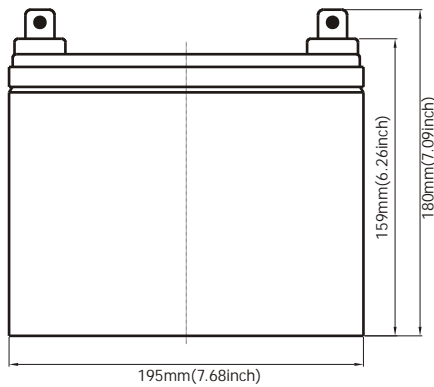
- Better discharge characteristics than normal VRLA batteries.
- Non-Spillable construction design.
- ABS containers and covers(UL94HB, UL94V-0) optional.
- Safety valve installation for explosion proof.
- Higher safety & reliable construction.
- Extra durability and deep cycle ability for heavy demand applications.
- Low self discharge characteristic.
- Flexibility design for multiple install positions.

### Construction

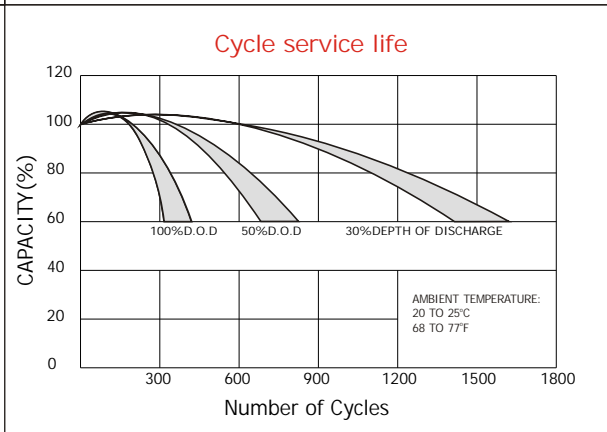
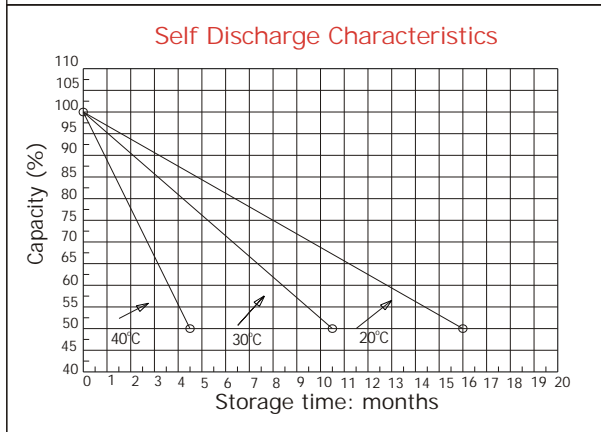
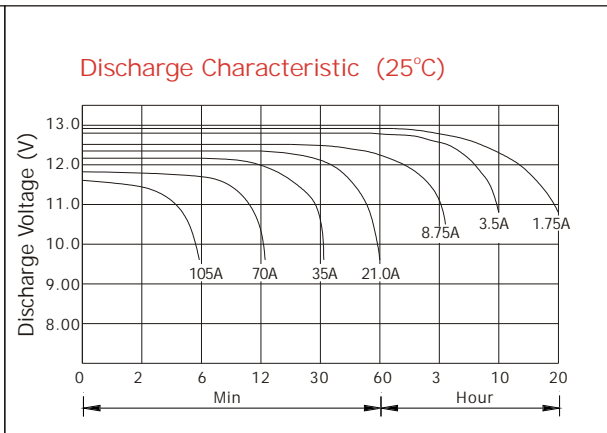
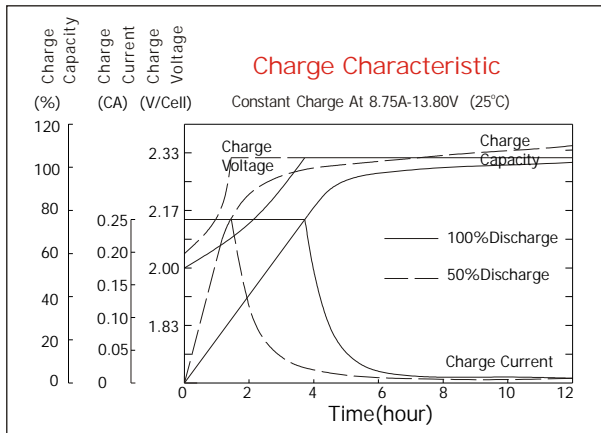
- Component .....Raw material
- Positive .....Lead dioxide
- Negative .....Lead
- Container .....ABS
- Cover .....ABS
- Sealant .....Epoxy Resin
- Safety valve .....EPDR
- Terminal .....Lead
- Separator .....Fiber glass
- Electrolyte .....Sulfuric acid



**Standard Terminal Dimensions**  
(Optional terminal please check terminal information page)



Battery Model	GT12-35C			
Designed Cycle Life	> 350 cycles @ -0.5CA to 9.6V			
Capacity(25°C)	20HR(1.75A,1.75V)	10HR(3.3A,1.75V)	5HR(5.95A,1.75V)	1HR(22.1A,1.75V)
	35AH	33AH	29.8AH	22.1AH
Dimensions	Length	Width	Height	Total Height
	195mm(7.68inch)	130mm(5.12inch)	159mm(6.26inch)	180mm(7.09inch)
Approx. Weight	10.5Kg (23.3 lbs)			
Internal Resistance	Full charged at 25°C: 0.01 Ohm			
Self Discharge	3% of capacity declined per month at (25°C)			
Capacity Affected by Temp.(20HR)	40°C	25°C	0°C	-15°C
	102%	100%	85%	65%
Charge Voltage(25°C)	Cycle use		Float use	
	14.4-15V(-30mV/ °C), max. Current: 8.75A		13.6-13.8V(-20mV/ °C)	



**Constant current discharge ratings-amperes at 25°C**

F. V/Time	5MIN	10MIN	15MIN	30MIN	1HR	3HR	5HR	10HR	20HR
1.60V	165	103	77.6	47.4	24.9	10.9	6.67	3.63	1.96
1.67V	155	97.6	74.7	45.3	24.5	10.5	6.53	3.60	1.90
1.70V	142	94.1	72.9	41.2	23.8	9.80	6.39	3.59	1.87
1.75V	139	91.2	70.6	39.1	22.7	9.47	6.25	3.57	1.82
1.80V	125	87.1	64.1	36.2	21.2	9.10	5.88	3.50	1.77
1.85V	110	82.9	57.6	33.4	19.8	8.77	5.51	3.45	1.72

**Constant power discharge ratings-watts at 25°C**

F. V/Time	5MIN	10MIN	15MIN	30MIN	1HR	3HR	5HR	10HR	20HR
1.60V	290	186	142	85.3	44.9	19.4	11.3	7.47	3.92
1.67V	280	181	140	83.5	44.6	18.8	11.2	7.42	3.78
1.70V	264	179	139	78.2	43.8	17.9	11.1	7.37	3.73
1.75V	265	179	138	75.9	43.0	17.5	11.0	7.28	3.64
1.80V	243	176	128	72.4	40.6	17.0	10.6	7.19	3.55
1.85V	220	167	116	67.8	38.1	16.5	10.3	7.09	3.41

