



### GT-C RANGE

Gaston GT-C Range (deep cycle) battery is specially designed to have a large amount of stored current discharged between charging sessions, with heavy non-porous battery plate that is used a different chemistry for the plates active paste material, and a slightly stronger electrolyte than normal battery electrolyte. It enhance a superior performance of high power output and excellent deep cycle life for energy applications.

### Application

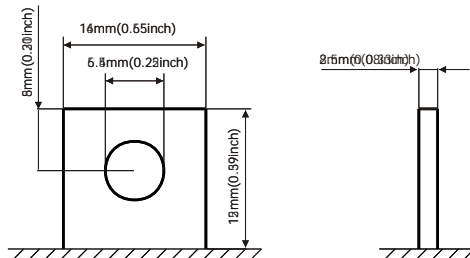
- Electric Powered Vehicles
- Golf Cars and Buggies
- Wheel Chairs
- Power Tools
- Electric Powered Toys
- Control System
- Vacuum Cleaners
- Medical Equipments
- UPS
- PVs

### General Features

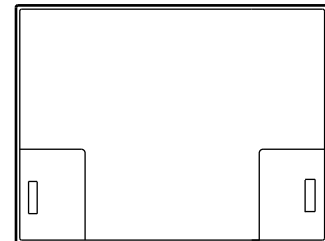

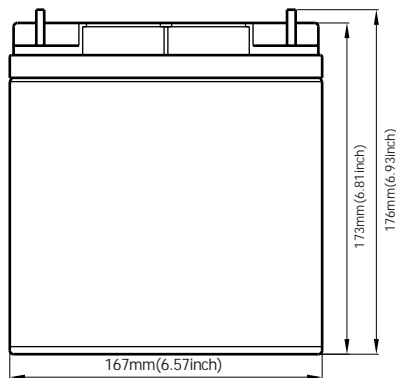
- Better discharge characteristics than normal VRLA batteries.
- Non-Spillable construction design.
- ABS containers and covers(UL94HB, UL94V-0) optional.
- Safety valve installation for explosion proof.
- Higher safety & reliable construction.
- Extra durability and deep cycle ability for heavy demand applications.
- Low self discharge characteristic.
- Flexibility design for multiple install positions.

### Construction

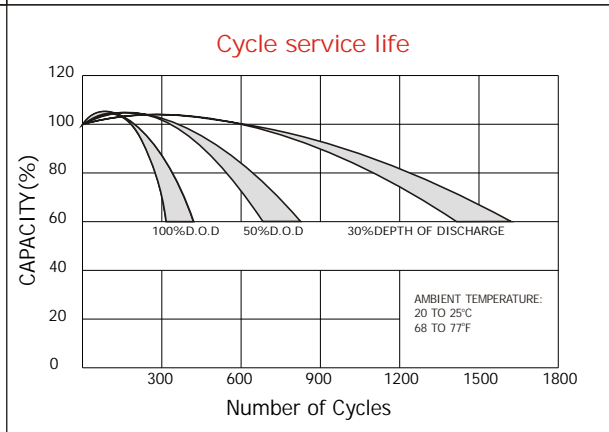
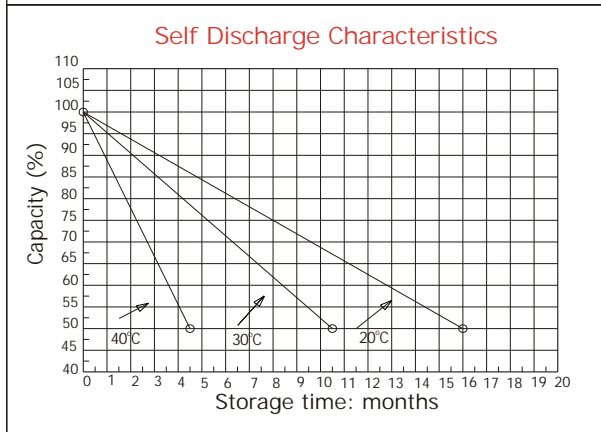
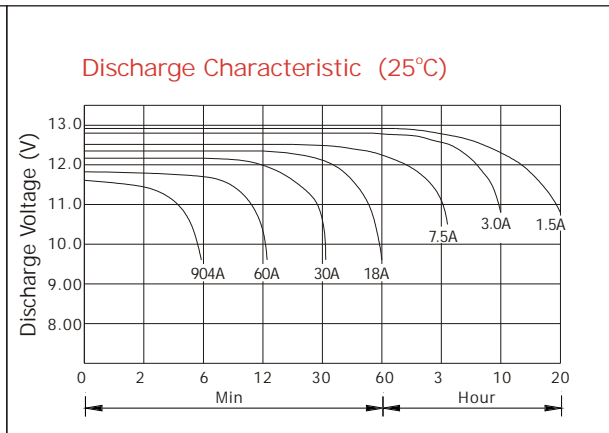
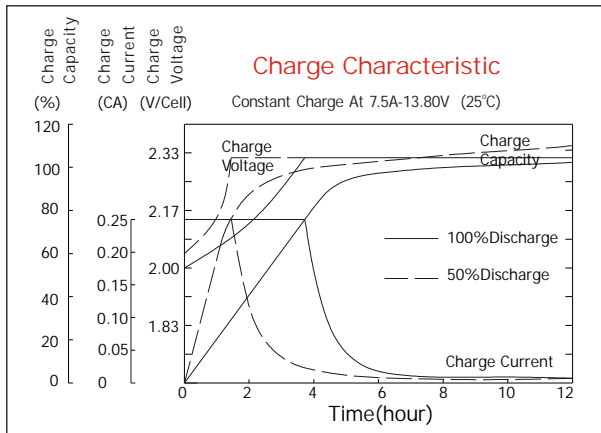
- Component .....Raw material
- Positive .....Lead dioxide
- Negative .....Lead
- Container .....ABS
- Cover .....ABS
- Sealant .....Epoxy Resin
- Safety valve .....EPDR
- Terminal .....Copper
- Separator .....Fiber glass
- Electrolyte .....Sulfuric acid



Terminal Dimensions



Battery Model	GT12-30C			
Designed Cycle Life	> 350 cycles @ -0.5CA to 9.6V			
Capacity(25°C)	20HR(1.5A,1.75V)	10HR(2.8A,1.75V)	5HR(4.6A,1.75V)	1HR(20A,1.75V)
	30AH	28AH	23AH	20AH
Dimensions	Length	Width	Height	Total Height
	167mm(6.57inch)	126mm(4.96inch)	173mm(6.81inch)	176mm(6.93inch)
Approx. Weight	10.2Kg (22.49 lbs)			
Internal Resistance	Full charged at 25°C: 0.012 Ohm			
Self Discharge	3% of capacity declined per month at (25°C)			
Capacity Affected by Temp.(20HR)	40°C	25°C	0°C	-15°C
	102%	100%	85%	65%
Charge Voltage(25°C)	Cycle use		Float use	
	14.4-15V(-30mV/ °C), max. Current: 7.5A		13.6-13.8V(-20mV/ °C)	



**Constant current discharge ratings-amperes at 25°C**

F.V/Time	5MIN	10MIN	15MIN	30MIN	1HR	3HR	5HR	10HR	20HR
1.60V	118	73.5	55.5	33.8	21.3	9.36	5.72	3.12	1.68
1.67V	111	69.7	53.4	32.4	21.0	9.00	5.60	3.09	1.62
1.70V	102	67.2	52.1	29.4	20.4	8.40	5.48	3.07	1.60
1.75V	99.6	65.1	50.4	27.9	19.4	8.12	5.36	3.06	1.56
1.80V	89.1	62.2	45.8	25.9	18.2	7.80	5.04	3.00	1.52
1.85V	78.7	59.2	41.2	23.8	17.0	7.52	4.72	2.96	1.47

**Constant power discharge ratings-watts at 25°C**

F.V/Time	5MIN	10MIN	15MIN	30MIN	1HR	3HR	5HR	10HR	20HR
1.60V	207	133	101	60.9	38.5	16.6	9.67	6.40	3.36
1.67V	200	129	100	59.7	38.2	16.1	9.63	6.36	3.24
1.70V	188	128	99.2	55.9	37.5	15.4	9.50	6.32	3.20
1.75V	190	128	98.3	54.2	36.9	15.0	9.42	6.24	3.12
1.80V	173	126	91.2	51.7	34.8	14.6	9.13	6.16	3.04
1.85V	157	119	82.7	48.4	32.7	14.1	8.83	6.08	2.92

