



GT-C RANGE

Gaston GT-C Range (deep cycle) battery is specially designed to have a large amount of stored current discharged between charging sessions, with heavy non-porous battery plate that is used a different chemistry for the plates active paste material, and a slightly stronger electrolyte than normal battery electrolyte. It enhance a superior performance of high power output and excellent deep cycle life for energy applications.

Application

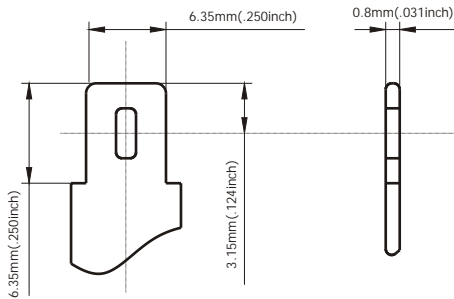
- Electric Powered Vehicles
- Golf Cars and Buggies
- Wheel Chairs
- Power Tools
- Electric Powered Toys
- Control System
- Vacuum Cleaners
- Medical Equipments
- UPS
- PVs

General Features

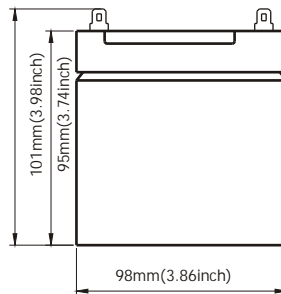
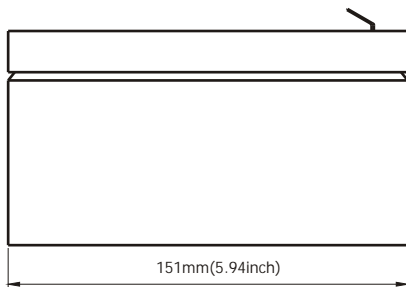
- Better discharge characteristics than normal VRLA batteries.
- Non-Spillable construction design.
- ABS containers and covers(UL94HB, UL94V-0) optional.
- Safety valve installation for explosion proof.
- Higher safety & reliable construction.
- Extra durability and deep cycle ability for heavy demand applications.
- Low self discharge characteristic.
- Flexibility design for multiple install positions.

Construction

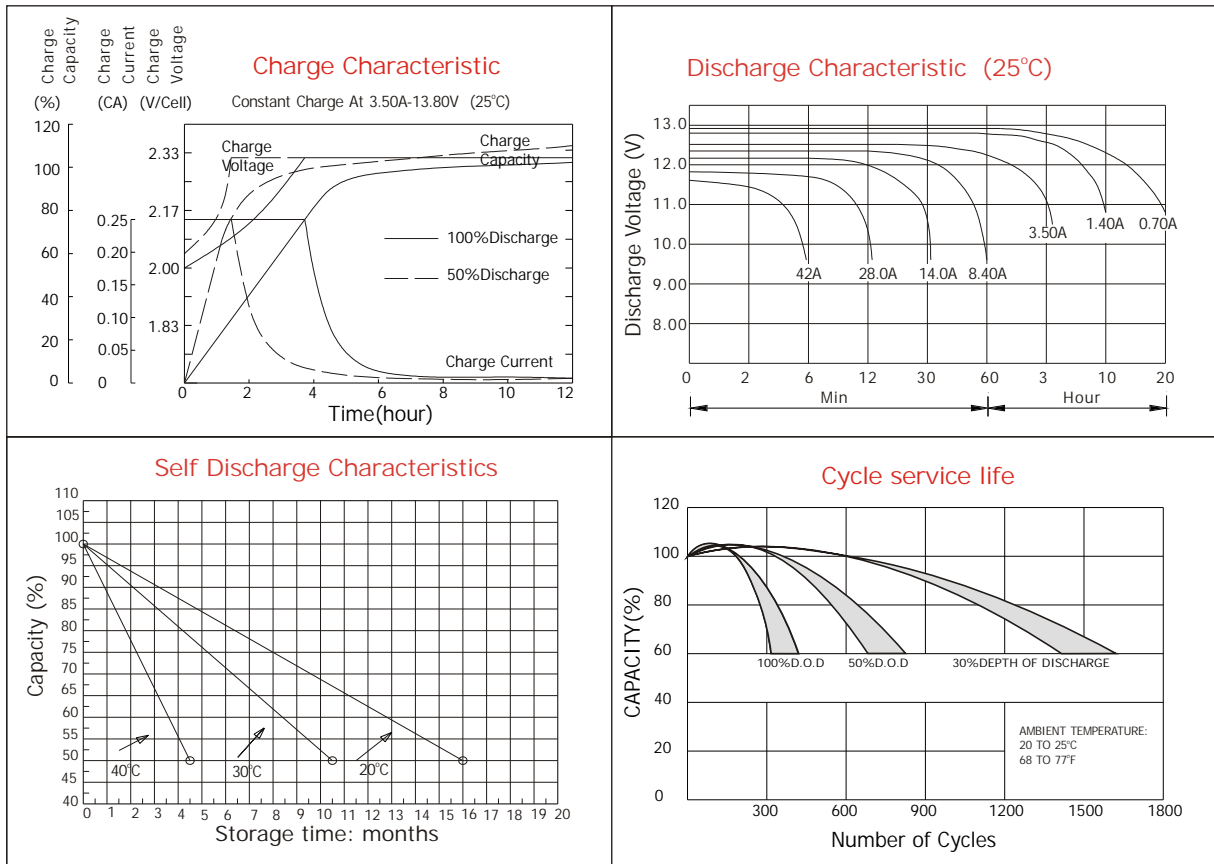
- ComponentRaw material
- PositiveLead dioxide
- NegativeLead
- ContainerABS
- CoverABS
- SealantEpoxy Resin
- Safety valveEPDR
- TerminalCopper
- SeparatorFiber glass
- ElectrolyteSulfuric acid



Standard Terminal Dimensions
(Optional terminal please check terminal information page)



Battery Model	GT12-14C			
Designed Cycle Life	> 350 cycles @ -0.5CA to 9.6V			
Capacity(25°C)	20HR(0.7A,1.75V)	10HR(1.3A,1.75V)	5HR(2.38A,1.75V)	1HR(8.5A,1.75V)
	14AH	13AH	11.9AH	8.5AH
Dimensions	Length	Width	Height	Total Height
	151mm(5.94inch)	98mm(3.86inch)	95mm(3.74inch)	101mm(3.98inch)
Approx. Weight	4.2Kg (9.26 lbs)			
Internal Resistance	Full charged at 25°C: 0.016 Ohm			
Self Discharge	3% of capacity declined per month at (25°C)			
Capacity Affected by Temp.(20HR)	40°C	25°C	0°C	-15°C
	102%	100%	85%	65%
Charge Voltage(25°C)	Cycle use		Float use	
	14.4-15V(-30mV/ °C), max. Current: 4.2A		13.6-13.8V(-20mV/ °C)	



Constant current discharge ratings-amperes at 25°C

F. V/Time	5MIN	10MIN	15MIN	30MIN	1HR	3HR	5HR	10HR	20HR
1.60V	67.4	41.9	31.6	19.3	9.81	4.31	2.63	1.43	0.77
1.67V	63.2	39.8	30.4	18.4	9.68	4.14	2.58	1.42	0.75
1.70V	57.9	38.3	29.7	16.8	9.38	3.86	2.52	1.41	0.74
1.75V	56.8	37.1	28.7	15.9	8.94	3.74	2.47	1.41	0.72
1.80V	50.8	35.4	26.1	14.8	8.37	3.59	2.32	1.38	0.70
1.85V	44.8	33.8	23.5	13.6	7.80	3.46	2.17	1.36	0.68

Constant power discharge ratings-watts at 25°C

F. V/Time	5MIN	10MIN	15MIN	30MIN	1HR	3HR	5HR	10HR	20HR
1.60V	118	75.7	57.7	34.7	17.7	7.64	4.45	2.94	1.55
1.67V	114	73.8	57.0	34.0	17.6	7.40	4.43	2.93	1.49
1.70V	107	73.0	56.5	31.9	17.3	7.07	4.37	2.91	1.47
1.75V	108	72.8	56.0	30.9	17.0	6.90	4.33	2.87	1.44
1.80V	98.9	71.7	52.0	29.5	16.0	6.70	4.20	2.83	1.40
1.85V	89.7	68.1	47.1	27.6	15.0	6.50	4.06	2.80	1.34

