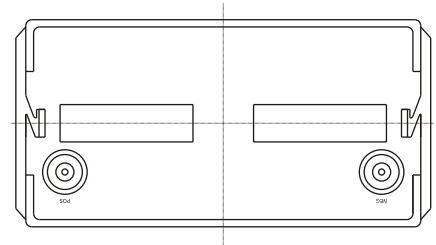
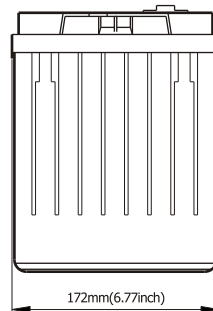
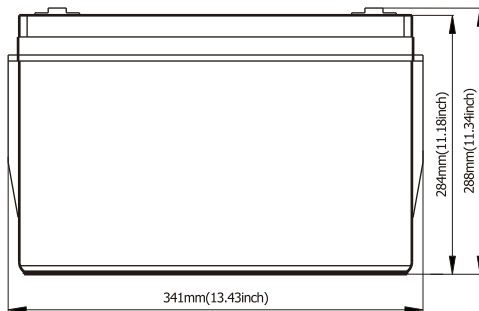


**Standard Terminal Dimensions**  
(Optional terminal please check terminal information page)



### GT-C RANGE

Gaston GT-C Range (deep cycle) battery is specially designed to have a large amount of stored current discharged between charging sessions, with heavy non-porous battery plate that is used a different chemistry for the plates active paste material, and a slightly stronger electrolyte than normal battery electrolyte. It enhance a superior performance of high power output and excellent deep cycle life for energy applications.

### Application

- Electric Powered Vehicles
- Golf Cars and Buggies
- Wheel Chairs
- Power Tools
- Electric Powered Toys
- Control System
- Vacuum Cleaners
- Medical Equipments
- UPS
- PVs

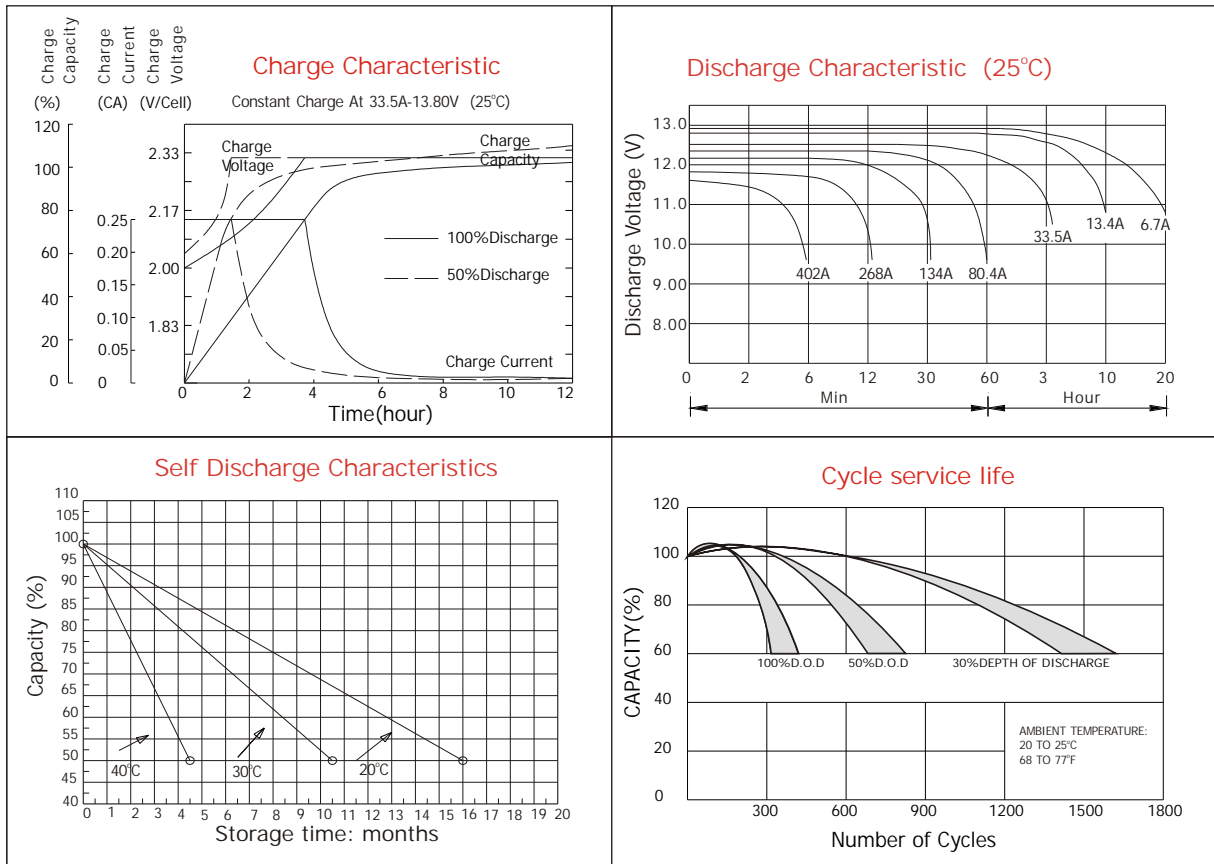
### General Features

- Better discharge characteristics than normal VRLA batteries.
- Non-Spillable construction design.
- ABS containers and covers(UL94HB, UL94V-0) optional.
- Safety valve installation for explosion proof.
- Higher safety & reliable construction.
- Extra durability and deep cycle ability for heavy demand applications.
- Low self discharge characteristic.
- Flexibility design for multiple install positions.

### Construction

- Component .....Raw material
- Positive .....Lead dioxide
- Negative .....Lead
- Container .....ABS
- Cover .....ABS
- Sealant .....Epoxy Resin
- Safety valve .....EPDR
- Terminal .....Copper
- Separator .....Fiber glass
- Electrolyte .....Sulfuric acid

Battery Model	GT12-134C			
Designed Cycle Life	> 350 cycles @ -0.5CA to 9.6V			
Capacity(25°C)	20HR(6.8A,1.75V)	10HR(13.4A,1.75V)	5HR(22.8A,1.75V)	1HR(81A,1.75V)
	136AH	134AH	114AH	81AH
Dimensions	Length	Width	Height	Total Height
	341mm(13.43inch)	172mm(6.77inch)	284mm(11.18inch)	288mm(11.34inch)
Approx. Weight	42.5Kg (93.71 lbs)			
Internal Resistance	Full charged at 25°C: 0.0038 Ohm			
Self Discharge	3% of capacity declined per month at (25°C)			
Capacity Affected by Temp.(20HR)	40°C	25°C	0°C	-15°C
	102%	100%	85%	65%
Charge Voltage(25°C)	Cycle use		Float use	
	14.4-15V(-30mV/ °C), max. Current: 33.5A		13.6-13.8V(-20mV/ °C)	



Constant current discharge ratings-amperes at 25°C

F.V/Time	5MIN	10MIN	15MIN	30MIN	1HR	3HR	5HR	10HR	20HR
1.60V	469	322	235	141	88.4	36.6	25.6	14.2	7.06
1.67V	422	293	228	137	88.3	36.4	25.4	14.0	7.04
1.70V	401	283	220	134	88.0	36.4	25.4	13.9	7.04
1.75V	356	261	208	131	87.1	36.2	25.2	13.6	7.00
1.80V	322	243	198	127	86.0	36.0	24.9	13.4	6.76
1.85V	244	200	172	117	85.1	35.9	24.7	13.2	6.35

Constant power discharge ratings-watts at 25°C

F.V/Time	5MIN	10MIN	15MIN	30MIN	1HR	3HR	5HR	10HR	20HR
1.60V	773	533	415	265	174	70.2	48.9	28.4	14.1
1.67V	733	527	411	260	168	70.2	48.9	28.0	14.1
1.70V	685	513	405	253	164	70.2	48.9	27.8	14.1
1.75V	638	480	381	247	163	69.1	48.4	27.3	14.0
1.80V	572	446	358	240	160	68.2	47.6	26.8	13.5
1.85V	458	370	312	220	158	67.9	46.9	26.3	12.7

