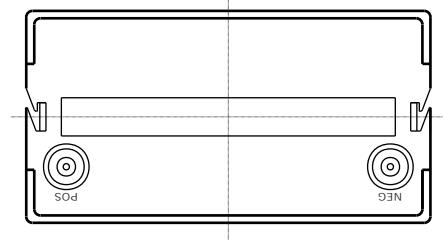

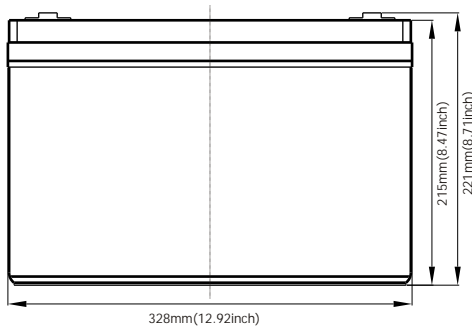


**Standard Terminal Dimensions**  
(Optional terminal please check terminal information page)



### GT-C RANGE

Gaston GT-C Range (deep cycle) battery is specially designed to have a large amount of stored current discharged between charging sessions, with heavy non-porous battery plate that is used a different chemistry for the plates active paste material, and a slightly stronger electrolyte than normal battery electrolyte. It enhance a superior performance of high power output and excellent deep cycle life for energy applications.

### Application

- Electric Powered Vehicles
- Golf Cars and Buggies
- Wheel Chairs
- Power Tools
- Electric Powered Toys
- Control System
- Vacuum Cleaners
- Medical Equipments
- UPS
- PVs

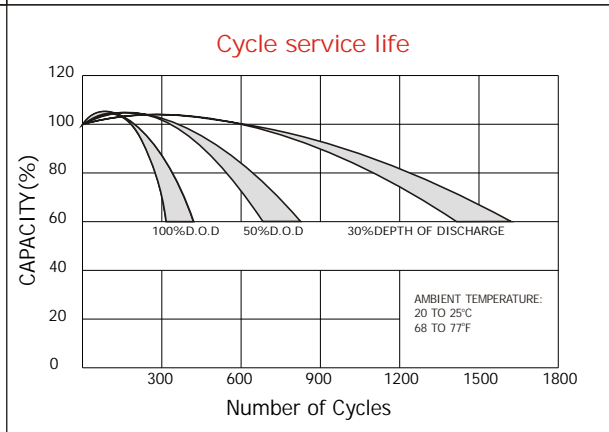
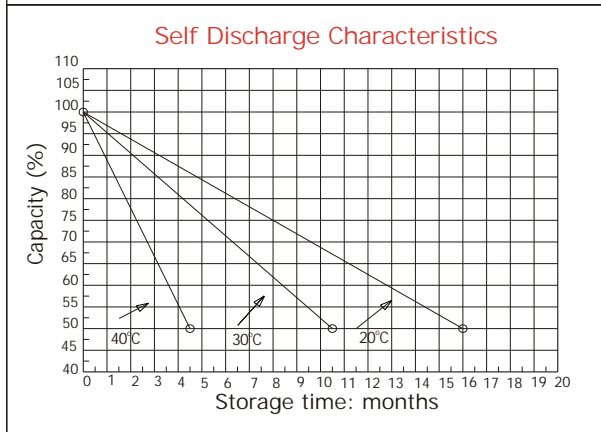
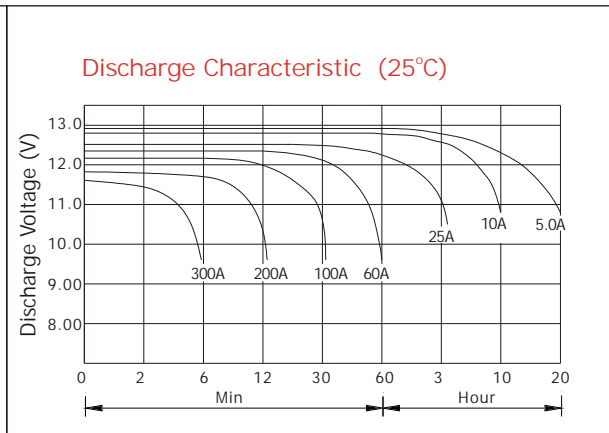
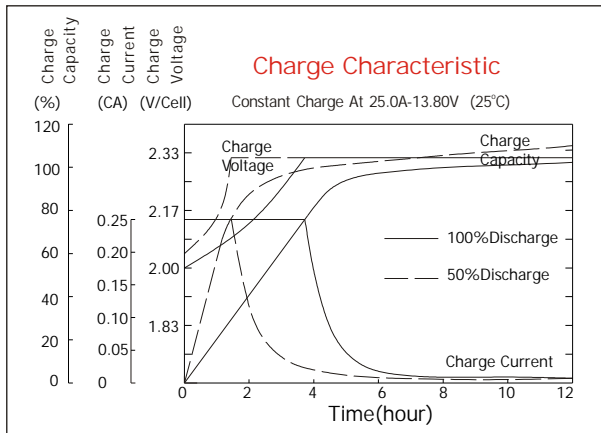
### General Features

- Better discharge characteristics than normal VRLA batteries.
- Non-Spillable construction design.
- ABS containers and covers(UL94HB, UL94V-0) optional.
- Safety valve installation for explosion proof.
- Higher safety & reliable construction.
- Extra durability and deep cycle ability for heavy demand applications.
- Low self discharge characteristic.
- Flexibility design for multiple install positions.

### Construction

- Component .....Raw material
- Positive .....Lead dioxide
- Negative .....Lead
- Container .....ABS
- Cover .....ABS
- Sealant .....Epoxy Resin
- Safety valve .....EPDR
- Terminal .....Copper
- Separator .....Fiber glass
- Electrolyte .....Sulfuric acid

Battery Model	GT12-100C			
Designed Cycle Life	> 350 cycles @ -0.5CA to 9.6V			
Capacity(25°C)	20HR(5.1A,1.75V)	10HR(10A,1.75V)	5HR(17A,1.75V)	1HR(64A,1.75V)
	102AH	100AH	85AH	64AH
Dimensions	Length	Width	Height	Total Height
	330mm(13.0inch)	172mm(6.77inch)	215mm(8.46inch)	221mm(8.70inch)
Approx. Weight	31.0Kg (68.35 lbs)			
Internal Resistance	Full charged at 25°C: 0.005 Ohm			
Self Discharge	3% of capacity declined per month at (25°C)			
Capacity Affected by Temp.(20HR)	40°C	25°C	0°C	-15°C
	102%	100%	85%	65%
Charge Voltage(25°C)	Cycle use		Float use	
	14.4-15V(-30mV/ °C), max. Current: 25A		13.6-13.8V(-20mV/ °C)	



**Constant current discharge ratings-amperes at 25°C**

F. V/Time	5MIN	10MIN	15MIN	30MIN	1HR	3HR	5HR	10HR	20HR
1.60V	437	272	205	125	72.5	31.8	19.4	10.6	5.72
1.67V	410	258	197	120	71.5	30.6	19.0	10.5	5.52
1.70V	376	249	193	109	69.4	28.6	18.6	10.4	5.44
1.75V	369	241	187	103	66.1	27.6	18.2	10.4	5.29
1.80V	330	230	169	95.8	61.9	26.5	17.1	10.2	5.15
1.85V	291	219	152	88.1	57.7	25.6	16.0	10.1	5.01

**Constant power discharge ratings-watts at 25°C**

F. V/Time	5MIN	10MIN	15MIN	30MIN	1HR	3HR	5HR	10HR	20HR
1.60V	767	491	375	225	131	56.4	32.9	21.8	11.4
1.67V	740	479	370	221	130	54.7	32.7	21.6	11.0
1.70V	697	474	367	207	128	52.2	32.3	21.5	10.9
1.75V	701	473	364	201	125	51.0	32.0	21.2	10.6
1.80V	642	466	337	191	118	49.5	31.0	20.9	10.5
1.85V	582	442	306	179	111	48.0	30.0	20.5	10.3

