

Standard Terminal Dimensions
(Optional terminal please check terminal information page)

AGM and Gel

Range batteries uses the advanced GEL design which combines the best features of AGM and GEL construction into one battery line, and the purity fumed silica to form sulfuric acid thixotropic Gel and fills to the batteries with vacuum to ensure the fully penetration of electrolyte through separators and plates pastes.

This range battery are designed to meet the requirement of frequent cyclic and high temperature application such as boardband, PVs etc.

Application

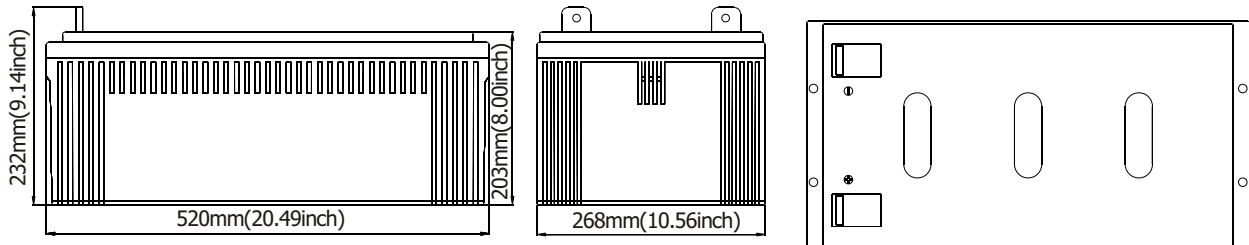
- | | |
|-----------------------------|--------------------------------------|
| Broadband | Electric Powered Toys Control System |
| Electric Powered Vehicles | Vacuum Cleaners |
| UPS | Medical Equipments |
| Photovoltaic & Solar system | Golf Cars and Buggies |
| | Wheel Chairs |

General Features

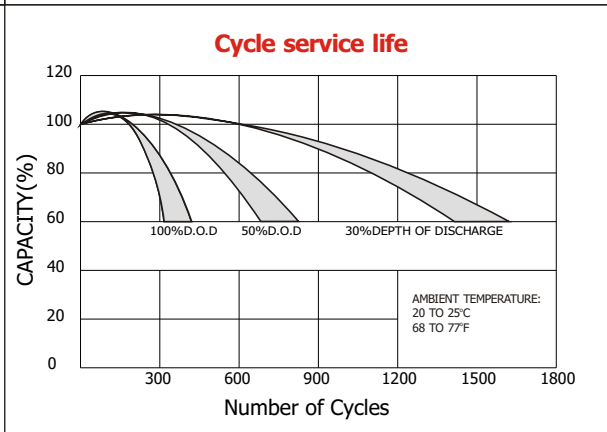
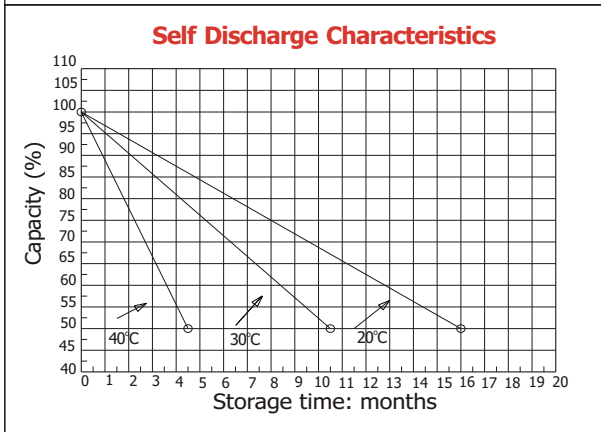
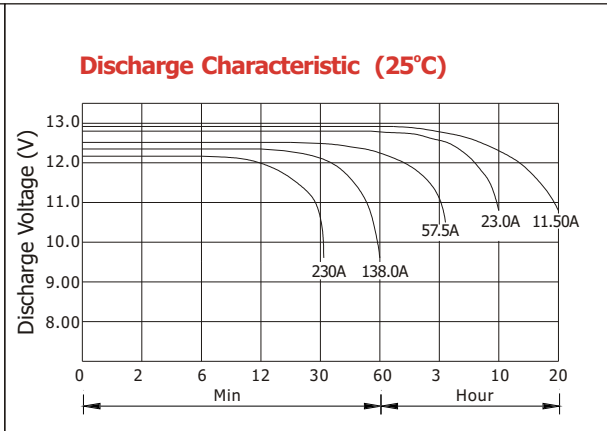
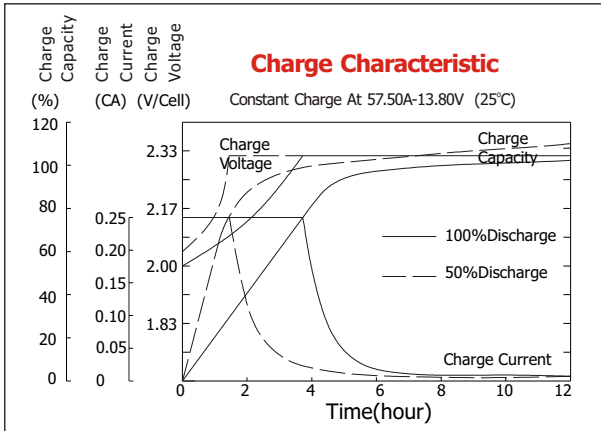
- Ideal for cyclic uses
- Good tolerance to higher temperature applications.
- ABS containers and covers(UL94HB, UL94V-0) optional.
- Safety valve installation for explosion proof.
- Higher safety & reliable construction.
- Extra durability and deep cycle ability for heavy demand applications.
- Low self discharge characteristic.
- Good tolerance to higher temperature applications.

Construction

- | | | | |
|-----------|-------------------|--------------|------------------------------------|
| Component |Raw material | Sealant |Epoxy Resin |
| Positive |Lead dioxide | Safety valve |EPDR |
| Negative |Lead | Terminal |Lead |
| Container |ABS | Separator |AGM |
| Cover |ABS | Electrolyte |sulfuric acid thixotropic Gel |



Battery Model	GT12-230GEL			
Designed Life	12 Years (Floating) or > 750 Cycles @ 50% D.O.D			
Capacity(25°C)	20HR(11.5A,1.75V)	10HR(20A,1.75V)	5HR(39A,1.75V)	1HR(138A,1.75V)
	230AH	200AH	195AH	138AH
Dimensions	Length	Width	Height	Total Height
	520mm(20.49inch)	268mm(10.56inch)	203mm(8.00inch)	232mm(9.14inch)
Approx. Weight	72Kg (258.7 lbs)			
Internal Resistance	Full charged at 25°C: 0.0015 Ohm			
Self Discharge	3% of capacity declined per month at (25°C)			
Capacity Affected by Temp.(20HR)	40°C	25°C	0°C	-15°C
	102%	100%	85%	65%
Charge Voltage(25°C)	Cycle use		Float use	
	14.4-15V(-30mV/ °C), max. Current: 57.5A		13.6-13.8V(-20mV/ °C)	



Constant current discharge ratings-amperes at 25°C

F. V/Time	5MIN	10MIN	15MIN	30MIN	1HR	3HR	5HR	10HR	20HR
1.60V	805	552	403	242	152	62.8	43.9	24.4	12.1
1.67V	725	504	391	235	152	62.6	43.5	24.0	12.1
1.70V	688	485	377	230	151	62.6	43.5	23.8	12.1
1.75V	612	449	357	225	150	62.1	43.2	23.4	12.0
1.80V	552	416	340	219	148	61.9	42.8	23.0	11.6
1.85V	419	343	294	201	146	61.6	42.5	22.6	10.9

Constant power discharge ratings-watts at 25°C

F. V/Time	5MIN	10MIN	15MIN	30MIN	1HR	3HR	5HR	10HR	20HR
1.60V	1327	915	713	455	299	121	84.0	48.8	24.2
1.67V	1258	904	706	446	289	121	84.0	48.0	24.2
1.70V	1175	881	695	435	282	121	84.0	47.7	24.2
1.75V	1095	823	653	423	279	119	83.0	46.9	24.0
1.80V	982	766	614	412	274	117	81.7	46.0	23.2
1.85V	787	635	536	377	272	117	80.5	45.2	21.8

