



AGM and Gel

Range batteries uses the advanced GEL design which combines the best features of AGM and GEL construction into one battery line, and the purity fumed silica to form sulfuric acid thixotropic Gel and fills to the batteries with vacuum to ensure the fully penetration of electrolyte through separators and plates pastes.

This range battery are designed to meet the requirement of frequent cyclic and high temperature application such as boardband, PVs etc.

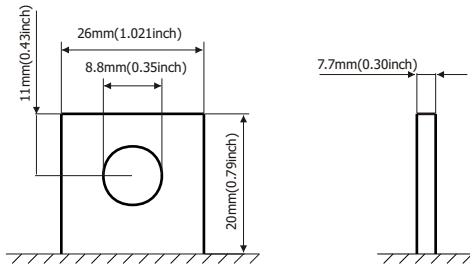
Application

Broadband
Electric Powered Vehicles
UPS
Photovoltaic & solar system

Electric Powered Toys
Control System
Vacuum Cleaners
Medical Equipments
Golf Cars and Buggies
Wheel Chairs

General Features

Ideal for cyclic uses
Good tolerance to higher temperature applications.
ABS containers and covers(UL94HB, UL94V-0) optional.
Safety valve installation for explosion proof.
Higher safety & reliable construction.
Extra durability and deep cycle ability for heavy demand applications.
Low self discharge characteristic.
Good tolerance to higher temperature applications.

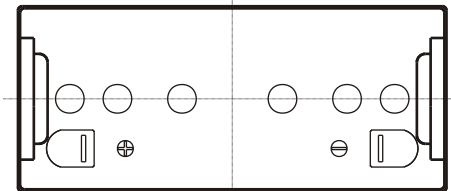

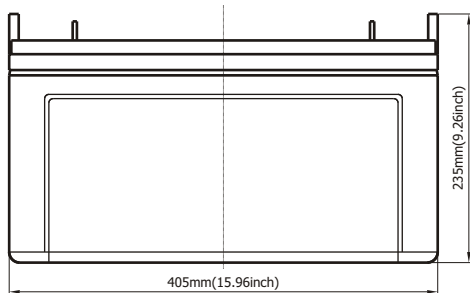


Standard Terminal Dimensions
(Optional terminal please check terminal information page)

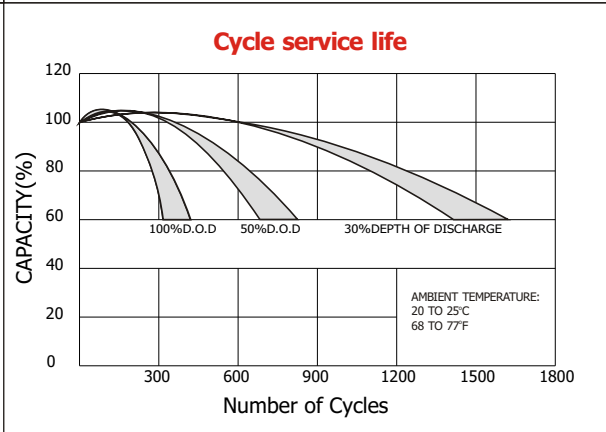
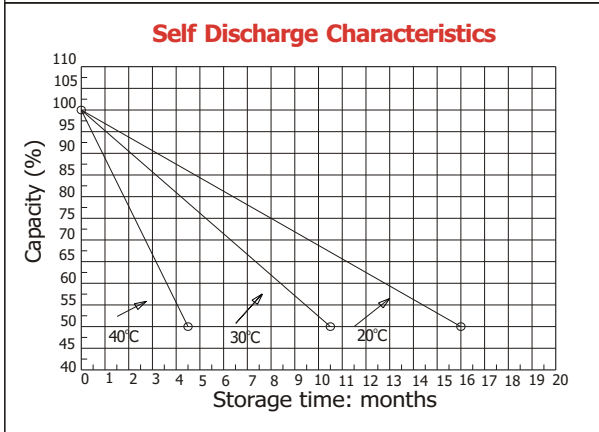
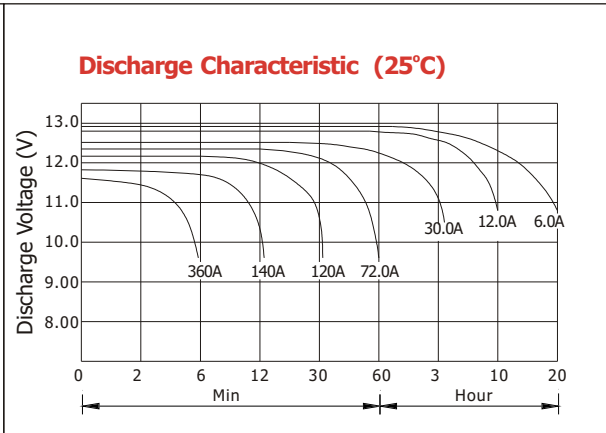
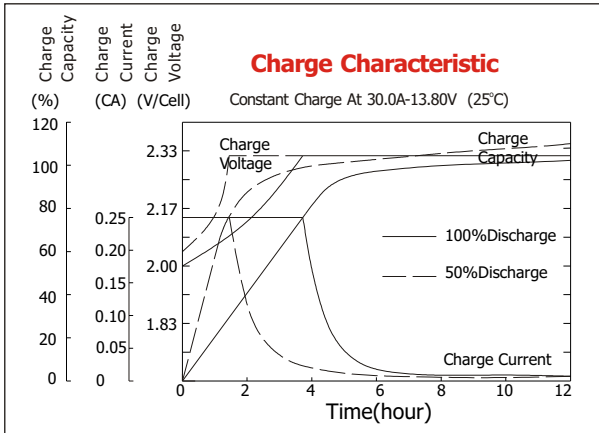
Construction

ComponentRaw material
PositiveLead dioxide
NegativeLead
ContainerABS
CoverABS

SealantEpoxy Resin
Safety valveEPDR
TerminalLead
SeparatorAGM
Electrolytesulfuric acid thixotropic Gel



Battery Model	GT12-120GEL			
Designed Floating Life	12 Years (Floating) or > 750 Cycles @ 50% D.O.D			
Capacity(25°C)	20HR(6.1A,1.75V)	10HR(12A,1.75V)	5HR(20.4A,1.75V)	1HR(72A,1.75V)
	122AH	120AH	102AH	72AH
Dimensions	Length	Width	Height	Total Height
	405mm(15.96inch)	175mm(6.90inch)	208mm(8.19inch)	235mm(9.26inch)
Approx. Weight	38.0Kg (83.8 lbs)			
Internal Resistance	Full charged at 25°C: 0.0045 Ohm			
Self Discharge	3% of capacity declined per month at (25°C)			
Capacity Affected by Temp.(20HR)	40°C	25°C	0°C	-15°C
	102%	100%	85%	65%
Charge Voltage(25°C)	Cycle use		Float use	
	14.4-15V(-30mV/ °C), max. Current: 30A		13.6-13.8V(-20mV/ °C)	



Constant current discharge ratings-amperes at 25°C

F. V/Time	5MIN	10MIN	15MIN	30MIN	1HR	3HR	5HR	10HR	20HR
1.60V	420	288	210	126	79.2	32.8	22.9	12.7	6.32
1.67V	378	263	204	122	79.1	32.6	22.7	12.5	6.30
1.70V	359	253	197	120	78.8	32.6	22.7	12.4	6.30
1.75V	319	234	186	118	78.0	32.4	22.5	12.2	6.27
1.80V	288	217	178	114	77.0	32.3	22.3	12.0	6.05
1.85V	218	179	154	105	76.2	32.2	22.2	11.8	5.69

Constant power discharge ratings-watts at 25°C

F. V/Time	5MIN	10MIN	15MIN	30MIN	1HR	3HR	5HR	10HR	20HR
1.60V	692	478	372	238	156	62.9	43.8	25.5	12.6
1.67V	656	472	368	233	151	62.9	43.8	25.1	12.6
1.70V	613	460	362	227	147	62.9	43.8	24.9	12.6
1.75V	571	430	341	221	146	61.9	43.3	24.4	12.5
1.80V	512	400	320	215	143	61.1	42.6	24.0	12.1
1.85V	410	331	280	197	142	60.8	42.0	23.6	11.4

