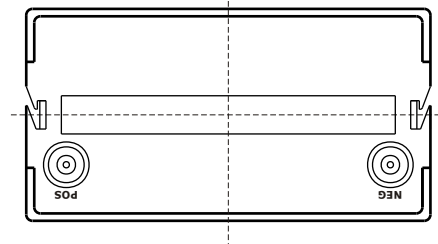
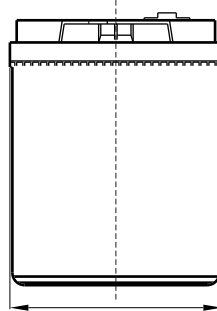
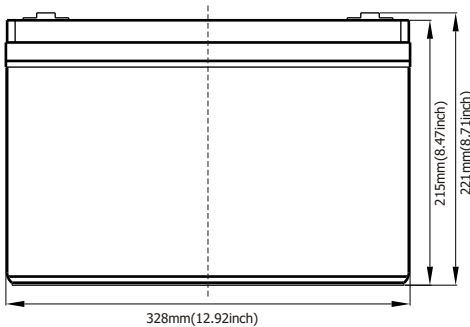


**Standard Terminal Dimensions**  
(Optional terminal please check terminal information page)



### AGM and Gel

Range batteries uses the advanced GEL design which combines the best features of AGM and GEL construction into one battery line, and the purity fumed silica to form sulfuric acid thixotropic Gel and fills to the batteries with vacuum to ensure the fully penetration of electrolyte through separators and plates pastes.

This range battery are designed to meet the requirement of frequent cyclic and high temperature application such as boardband, PVs etc.

### Application

Broadband  
Electric Powered Vehicles  
UPS  
Photovoltaic & Solar system

Electric Powered Toys  
Control System  
Vacuum Cleaners  
Medical Equipments  
Golf Cars and Buggies  
Wheel Chairs

### General Features

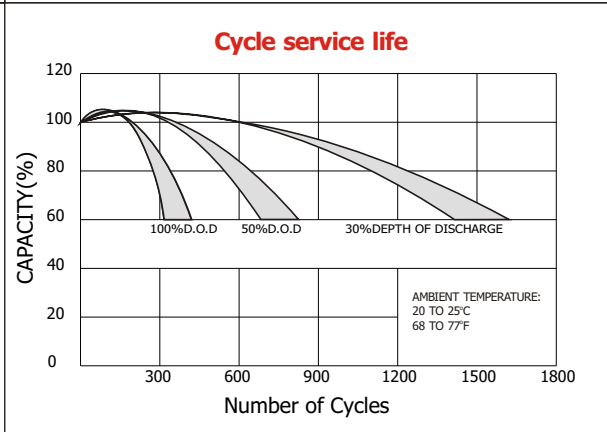
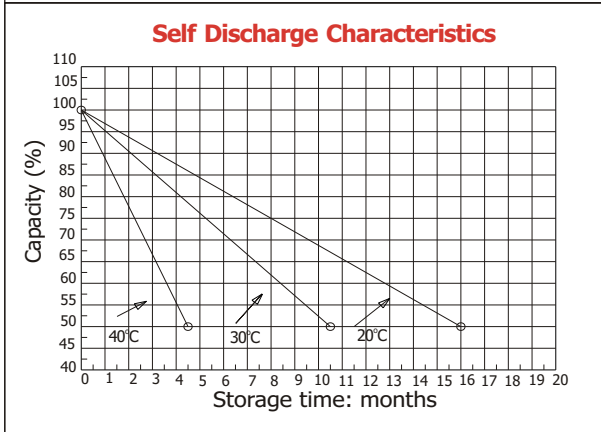
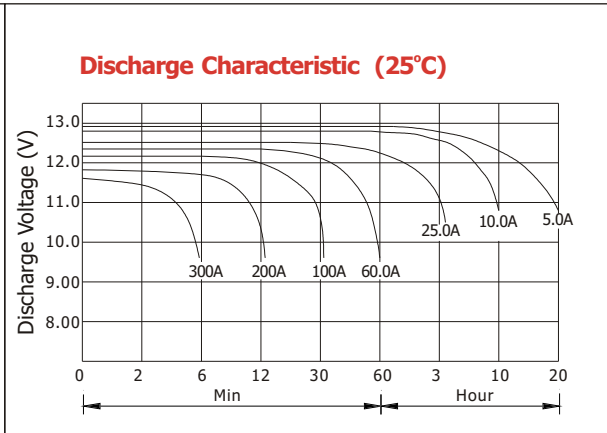
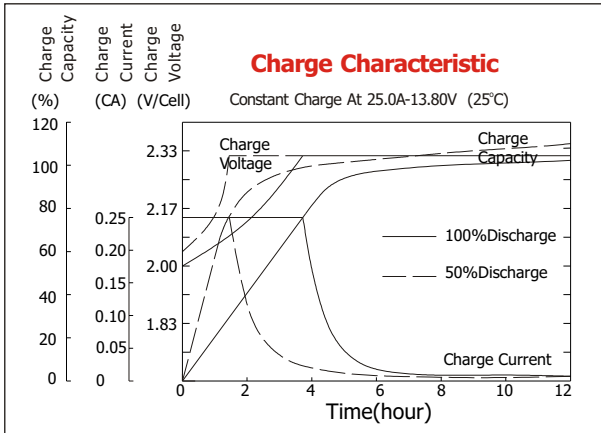
Ideal for cyclic uses  
Good tolerance to higher temperature applications.  
ABS containers and covers(UL94HB, UL94V-0) optional.  
Safety valve installation for explosion proof.  
Higher safety & reliable construction.  
Extra durability and deep cycle ability for heavy demand applications.  
Low self discharge characteristic.  
Good tolerance to higher temperature applications.

### Construction

Component .....Raw material  
Positive .....Lead dioxide  
Negative .....Lead  
Container .....ABS  
Cover .....ABS

Sealant .....Epoxy Resin  
Safety valve .....EPDR  
Terminal .....Copper  
Separator .....AGM  
Electrolyte .....sulfuric acid  
thixotropic Gel

Battery Model	GT12-100AG			
Designed Life	10 Years (Floating) or > 750 Cycles @ 50% D.O.D			
Capacity(25°C)	20HR(5.1A,1.75V)	10HR(10A,1.75V)	5HR(17A,1.75V)	1HR(63A,1.75V)
	101AH	100AH	85AH	63AH
Dimensions	Length	Width	Height	Total Height
	330mm(13.0inch)	172mm(6.77inch)	215mm(8.46inch)	221mm(8.70inch)
Approx. Weight	31Kg (68.4 lbs)			
Internal Resistance	Full charged at 25°C: 0.005 Ohm			
Self Discharge	3% of capacity declined per month at (25°C)			
Capacity Affected by Temp.(20HR)	40°C	25°C	0°C	-15°C
	102%	100%	85%	65%
Charge Voltage(25°C)	Cycle use		Float use	
	14.4-15V(-30mV/ °C), max. Current: 25A		13.6-13.8V(-20mV/ °C)	



### Constant current discharge ratings-amperes at 25°C

F. V/Time	5MIN	10MIN	15MIN	30MIN	1HR	3HR	5HR	10HR	20HR
1.60V	350	240	175	105	66.0	27.3	19.1	10.6	5.27
1.67V	315	219	170	102	65.9	27.2	18.9	10.4	5.25
1.70V	299	211	164	100	65.7	27.2	18.9	10.4	5.25
1.75V	266	195	155	98.0	65.0	27.0	18.8	10.2	5.23
1.80V	240	181	148	95.0	64.2	26.9	18.6	10.0	5.04
1.85V	182	149	128	87.4	63.5	26.8	18.5	9.83	4.94

### Constant power discharge ratings-watts at 25°C

F. V/Time	5MIN	10MIN	15MIN	30MIN	1HR	3HR	5HR	10HR	20HR
1.60V	577	398	310	198	130	52.4	36.5	21.2	10.5
1.67V	547	393	307	194	126	52.4	36.5	20.9	10.5
1.70V	511	383	302	189	122	52.4	36.5	20.7	10.5
1.75V	476	358	284	184	121	51.6	36.1	20.4	10.5
1.80V	427	333	267	179	119	50.9	35.5	20.0	10.1
1.85V	342	276	233	164	118	50.7	35.0	19.7	9.87

